



**CDL**



**ROTH SUGAR BUSH**  
MAPLE SUGARING EQUIPMENT



CDL WISCONSIN  
**ROTH SUGAR BUSH**  
2023 Catalog

Proud to be CDL's Largest Retailer in the U.S.

[www.rothsugarbush.com](http://www.rothsugarbush.com)

715-289-3820





**CDL WISCONSIN**  
**Roth Sugar Bush, Inc**  
**Maple Equipment and Syrup**  
656 Tower Drive Cadott, WI 54727  
(715) 289-3820 Fax: (715) 289-3821

Hello Sugarmakers,

Here we are again, Spring is right around the corner. We hope this catalog finds you all happy and healthy.

As you all know, we were blessed with a very good syrup crop last year but with that comes some obstacles. Everyone in the maple belt seems to have had the same blessing with a great crop which makes the bulk syrup move at a slower pace. This has happened in the past and we are confident that supply and demand will average out but of course this comes with patience. With new and expanding markets we are confident that the demand of syrup will increase.

As for the supply chain...One would think that things would be getting better. Yes, for the most part they are but there are certain items that are extremely difficult to obtain. Lack of labor force seems to be such a large factor in all industries these days and the maple world is no exception. Please know that we are doing our best and your patience in all of this is so greatly appreciated.

We will be having our Open House again this year. The dates will be Wednesday February 1<sup>st</sup> thru Saturday February 4<sup>th</sup>. Coffee and donuts will be on at 8:00 and we will be serving a delicious lunch at noon. We will be having vendors and seminars (Please watch our website for seminar announcements).


Orders can be called in ahead of time or you can order online. Just please be sure to check the "pick up" box and please specify in the "comments area" which day you will be picking up.

We are very much looking forward to seeing you all! Once again, please watch our website for the latest news, seminars and all the details.

Peter & Dawn Roth

**Annual Open House at our Superstore in  
Cadott, WI. February 1st, 2nd, 3rd & 4th, 2023  
8:00 AM to 4:00 PM each day**

**Please visit our website and sign up for our Email Newsletter.**



Please Scan for  
Open House  
Seminar Schedule





Dear customers,

With the record 2022 sugar season and the addition of 7 million taps in Quebec by 2024, there’s no need to tell you that we are working very hard at CDL right now. Although CDL is experiencing the same supply and labour issues that all manufacturing companies are facing around the world, we will be able to deliver your equipment on time and provide you with the same outstanding service you’ve come to expect from us.

We also have some positive news for 2023: we anticipate greater price stability. We are aware that the last two years have been difficult in that regard. Equipment and production costs in maple syrup production have skyrocketed, but the price of maple syrup didn’t follow. We believe that part of the solution lies in innovation and the use of new technologies to increase your productivity and decrease your operating costs. CDL certainly has the team and the expertise to support your business through this essential technological shift, no matter the size.

In addition, innovations are still very much on the agenda at CDL. We believe that energy conservation and the shift to renewable energy will be a big part of our industry in the next decade. This vision has led CDL to develop a range of equipment perfect for this transition. Our new family of concentrators; our line of Master chip, pellet, wood, and now 100% electric evaporators; and our CDL Intelligence system are by far the most advanced technologies in the industry to help maple syrup producers achieve this goal.

Finally, the CDL team would like to wish you a wonderful sugaring season. Thank you for your loyalty. We look forward to seeing you soon in one of our North American stores. We are pleased to have the privilege to accompany you all in your 2023 projects.

Sincerely

From left to right:

Vallier Chabot,  
co-owner and general manager of CDL

Martin Chabot,  
co-owner and general manager of CDL USA

Marc-André Chabot,  
co-owner of CDL and vice president of R&D

## TABLE OF CONTENTS

- 4** | **FOREST**
- 21** | **TOOLS, SS AND PVC HARDWARE**
- 40** | **CDL INTELLIGENCE**
- 49** | **PUMPING STATION AND TANKS**
- 65** | **SUGARBUSH**
- 110** | **PROCESSING, PACKAGING AND MARKETING**
- 127** | **STORE CONTACTS AND SALES TEAM**



# Signature SPOUTS



- > **MINIMUM RESTRICTION**  
The 45° angle facilitates sap flow and prevents residues or unwanted bacterias from accumulating.
- > **PERFECT SEAL**
- > **LONGER SPOUT WORKS BETTER ON THICK BARK**



## THE PERFECT CHOICE FOR YOUR SUGARBUSH.



### Signature SPOUTS



|              |  |  |  |
|--------------|---|---|---|
|              | Clear   | Blue  | Smoke   |
| <b>1/4"</b>  | 66045044  | 66045344  | 66045144  |
| <b>5/16"</b> | 66045064  | 66045063  | 66045069  |

### Signature SPOUTS WITH BARBS



|              |  |  |  |
|--------------|---|---|---|
|              | Clear   | Blue  | Smoke   |
| <b>1/4"</b>  | 66045424WB  | 66045524WB  | 66045624WB  |
| <b>5/16"</b> | 66045264WB  | 66045263WB  | 66045269WB  |

We recommend the use of the 5/16" drill bit for tapping with 5/16" and 1/4" drill bit for tapping with 1/4" Signature Spout.  
Other colors available by special order only. Minimum quantities required.  
Contact your sales representative.

### 17/64" SPOUTS FOR ONE SEASON USE






- > **THE 15° ANGLE GIVE A GOOD CLEARANCE BETWEEN THE DROP AND THE TREE**

|               |  |  |  |
|---------------|---|---|---|
| <b>17/64"</b> | 66015017  | 66015019  | 66015016  |

We recommend the use of the 17/64" drill bit for tapping.



### SMART<sup>2.0</sup> Spouts

|               |  |  |  |
|---------------|---|---|---|
|               | Clear   | Blue  | Smoke   |
| <b>17/64"</b> | 66015017  | 66015019  | 66015016  |

### ANTIBACTERIAL SPOUT ZAP-BAC<sup>®</sup>



5/16" spout  
Zap-Bac Antibacterial  
66090094

Contains silver nanoparticles, approved by FDA.  
On request only.  
Also available in 3/16" on request only.





**By Christian Gosselin**  
Product Manager – Forest Division

## CHOOSING THE BEST SPOUT FOR YOU!

Have you ever found yourself in one of our CDL store, standing in front of the spout display wondering which model you should choose for your maple sugaring endeavours? Here a few tips! They also apply if you're using buckets rather than tubing.

As a reminder, spouts are the starting point of your harvesting system, so it's no surprise that a bad tap or spout can have a catastrophic impact on your results!

Throughout the years, CDL has always invested in research and development in order to offer high-performance products. We're attentive to our customers' feedback and strive to create the best spouts on the market.

### COLOUR AND TRANSLUCENCY

Let's start by looking at some basic principles. A study by the Centre ACER<sup>1</sup> in the spring of 2013 and 2014 showed that white spouts yielded 7% more sap than black spouts in the studied sugarbush. This variation is due to the spout's colour and its thermal absorption properties.

A spout's colour can therefore compensate for temperature fluctuations in your sugarbush. For example, if your sugarbush is cold or if an area receives less sunlight, your taps will thaw more quickly during the day if you use black spouts.

Translucent spouts have the advantage of allowing you to see air bubbles, and therefore leaks, at a glance. Consider using blue translucent spouts as an in-between and smokey grey spouts if your sugarbush is cold.

Some producers also use different colour spouts in different areas, allowing them to control the quality of their tappers work. Each tapper working with a different colour, it's easy to see who did what, and if someone needs a few pointers on their tapping method.

### LIFESPAN

The spouts available on the market can be divided into three categories: permanent spouts, like our Maxflow line; one-year seasonal ("disposable") spouts, like our Signature and our new SMART lines; and three-year seasonal spouts, like our Signature 3 line. Your choice should depend on how often you want to change your spouts, as well as the optimal vacuum level of your tubing network.



Why change spouts every year? Nothing beats new spouts for maximum performance, and changing them assures you they're free from damage and bacteria. Using disposable spouts also ensures an optimal seal whereas with reusable spouts, the seal degrades more each year as the spouts are inserted and removed. But no matter the type of spout, watch out for micro-leaks: they're invisible to the naked eye, yet will drastically reduce your network's vacuum level. As for permanent spouts, they have a very long lifespan as long as they aren't damaged by tappers or various forest creatures. If you're not up to changing your spouts every year just yet, our Signature 3 line is a good compromise that will give you a solid return on investment at a lower cost.

### CONDITION OF YOUR MAPLES

When choosing a spout, you should also consider the condition of your trees and their healing process. Smaller taps heal faster, consider a 1/4" or 17/64" spout rather than 5/16" if your maples have seen better days and have many wounds from the past seasons.

You should also consider the thickness of the bark.

### PROGRESS OF THE PROJECT

If you're just starting to tap a virgin forest, you can use any equipment you like. However, if you already set up a tubing network in part or in all of your sugarbush, you need to know what equipment you're currently using and make sure your new spouts are compatible with your existing fittings, reducers, and adapters, not to mention the drill bit size you have on hand.

We hope these tips make it easier to choose your next spouts!

<sup>1</sup> Reference: *Évaluation de la coulée obtenue à l'aide du chalumeau MaxFlow*, Centre ACER, Saint-Hyacinthe, Quebec, 2014.



## MAXFLOW SPOUTS WITH BARBS

MAXFLOW



Black



White




Blue

|               |          |          |          |
|---------------|----------|----------|----------|
| <b>5/16"</b>  | 66090516 | 66090517 | 66090518 |
| <b>17/64"</b> | 66090514 | 66090515 | 66090513 |

Note : we recommend the use of a 19/64" drill bit for Maxflow 5/16" tapping.

## DID YOU KNOW?

WHITE SPOUTS,  
7% BETTER PERFORMANCE

ACCORDING TO A STUDY  
FROM THE ACER CENTER

When comparing sap yield, the white Maxflow spout gave a **SAP VOLUME 7% HIGHER** than the black Maxflow spout.

## CONCLUSION OF THE STUDY

In the studied sugarbush, white spouts gave a higher volume of sap compared to the black spouts.

This increase, recorded in the last part of the season, would be related to the color of the spout and its thermal absorption properties.

Please contact your CDL store or CDL online store for more information and prices.

BETTER GRIP  
ON TUBING!

The line of 5/16" Maxflow fittings was specifically designed and developed for maple producers wanting to operate **over 25 in-hg (high vacuum)**.

These fittings enable a perfect seal with a vacuum level beyond 25 in-hg and offers the following advantages:

- > No parting lines on the first barb.
- > Precision moulding.
- > Eliminates micro-leaks caused by molding lines.
- > Better grip on the tubing.

cdlinc.ca | cdlusa.com





# MAXFLOW THE SOLUTION TO PREVENT MICRO-LEAKS

## MAXFLOW TEES



5/16" health T  
660300099



5/16" T with pin  
66301099



5/16" multi-function T  
660300096



*IDEAL TO SANITIZE WITH ISOPROPYL ALCOHOL*

5/16" T with sanitizing cap  
66302099



5/16" Maxflow with multi stage pin  
66304099



T 5/16" universal cap  
66306099

## MAXFLOW END OF LINE TEES



5/16" end of line health T  
66306357



5/16" end of line T with pin  
66305099



*IDEAL TO SANITIZE WITH ISOPROPYL ALCOHOL*

5/16" end of line T with sanitizing cap  
66304357



17/64" end of line health T  
660300097



5/16" multifunction end T  
66306358



5/16" multi stage Maxflow end line T  
66305357



T 5/16" end of line universal cap  
66307357



# MAXFLOW THE SOLUTION TO PREVENT MICRO-LEAKS

## MAXFLOW END OF LINE ADAPTORS



5/16" end of line adaptor 66265099  
**MAXFLOW**



End of line adaptor with cap 66266099  
**MAXFLOW**



Maxflow multifunctional end of line adaptor 66267099  
**MAXFLOW**

## END OF LINE ADAPTORS



5/16" black Y 66014099



5/16" sliding adaptor ETMAT316C



5/16" sliding hook ETMAT316CH



5/16" end of line hook 66279099

## SAP LADDER FITTINGS



5/16" 6-way star 66180  
1/2" MIPT



5/16" 3-way star 66183  
1/2" MIPT

## 5/16" MAXFLOW CONNECTORS



5/16" flat hook connector 66303099  
**MAXFLOW**

## 5/16" CONNECTORS



Quick connector 6601209902



Connector with loops 6601109902

## OTHER



5/16" Rubber plug 6603509905



Health spout pin 66012099



End-line ring ERA1400



Double forks 1/2" 66031099



Double forks 3/4" 66032099



Double forks 1" 66033099



INS X INS X INS 3/4" 66074099



INS X INS X INS 1" 66075099



1" x 1" x 3/4" 66066099




1-1/4" x 1-1/4" x 1" 66034098




## REDUCERS AND ADAPTORS


**VOLUME PRICING. OTHER COLORS AVAILABLE.  
ON ORDER ONLY, MINIMUM QUANTITIES REQUIRED CALL US!**




7/16" to 1/4" thin wall clear reducer 66090714M




7/16" to 5/16" thin wall clear reducer 66090054M  
We recommend the use of a 5/16" drill bit for tapping.




5/16" black spout adaptor 66090099A  
We recommend the use of a 19/64" drill bit for tapping.




5/16" natural spout adaptor 66090099N  
We recommend the use of a 19/64" drill bit for tapping.



5/16" clear adaptor with thin wall 66090099M  
We recommend the use of a 5/16" drill bit for tapping.



5/16" to 1/4" thin wall clear reducer 66090014M



5/16" Zap Bac antibacterial adaptor 66090094A  
**ZAP BAC**®



ONLY AVAILABLE IN THE USA


## MAXSEAL MULTI-FITTINGS / FIXED HEAD



|                       |          |
|-----------------------|----------|
| 3/4"                  | 66096096 |
| 1"                    | 66097096 |
| 1-1/4"                | 66098096 |
| Maxseal single gasket | 66091C   |

Hole diameter: 31/64".  
Screw kit #66099099 not included.

## MULTI-FITTINGS / FIXED HEAD



|      |          |
|------|----------|
| 3/4" | 66096099 |
| 1"   | 66097099 |

Hole diameter: 5/16".  
Screw kit not included.

## MULTI-FITTINGS / PLUG

**IDEAL TO REPAIR HOLES IN MAINLINES OR PLUG HOLES WHEN YOU CHANGE THE LOCATION OF A MULTI-FITTING.**



|      |          |
|------|----------|
| 3/4" | 66094034 |
| 1"   | 66094091 |

Screw kit not included.

Screw kit 66099099

## MULTI-FITTINGS / SWIVEL HEAD



|        |          |
|--------|----------|
| 1-1/2" | 66064099 |
|--------|----------|

Hole diameter: 5/16"



**CDL REDUCERS AND SPOUT ADAPTORS ALLOW YOU TO REUSE AND EXTEND THE LIFE OF YOUR PERMANENT SPOUTS WHILE MAXIMIZING EFFICIENCY.**







## SANITIZING CAPS - PERFECT FOR SPOUT SANITIZATION



Clear cap tip insertion 66030515



1/4" Clear cap tip insertion 66030514



Clear sanitizing universal cap CDL200

\*Pieces sold separately. Customer assembly required.

**THIS CAP FITS ON 5/16" HEALTH Ts** →



Light green 5/16" end cap insert

This product allows you to hang 5/16" Signature spouts or Maxflow 5/16" or 17/64" spouts to sanitize with isopropyl alcohol.

66030517



Clear blue 1/4" end cap insert

This cap fits on 5/16" health Ts and allows you to plug 1/4" signature, smart or 17/64" Maxflow spouts.

66030519



Universal reducer Maxflow cap  
This product fits over the T plug Cap or an End of Line Adaptor.

The Universal Reducer MaxFlow Cap allows the insertion of our 5/16" or 1/4" Signature spout. It can also fit any of the spouts from the CDL product line, whether it's 5/16", 1/4" or 17/64".

66030518

**SCAN TO SEE THE VIDEO**  
[bit.ly/cdlvideos](https://bit.ly/cdlvideos)

This product was designed with a malleable material to have very good retention and to be tight under high vacuum. It gives the opportunity to customers using permanent spouts to make the transition to the Signature spout without changing the entire drop.


### BUCKET SPOUTS

|   |                                       |            |
|---|---------------------------------------|------------|
|  | 5/16" bucket spout   Blue             | 660552     |
|  | 7/16" white bucket spout              | 66055000A1 |
|  | 7/16" bucket spout<br>Stainless steel | 660555     |
|  | 7/16" Spout without hook<br>Aluminum  | 660557     |
|  | 5/16" Spout without hook<br>Aluminum  | 660555     |

### BUCKETS

|  |                               |        |
|--|-------------------------------|--------|
|  | 2-gallon grey plastic bucket  | 663054 |
|  | 2-gallon green plastic bucket | 663052 |
|  | 3-gallon green plastic bucket | 663051 |
|  | 2-gallon blue plastic bucket  | 663050 |
|  | 3-gallon blue plastic bucket  | 663053 |

### COVERS AND ACCESSORIES

|   |  |              |
|---|--|--------------|
|  | Galvanized cover for<br>2-gallon bucket    | 66660        |
|  | Green plastic cover for<br>2-gallon bucket | 663058       |
|  | Blue plastic cover for<br>2-gallon bucket  | 663059       |
|  | Green plastic cover for<br>3-gallon bucket | 663057       |
|  | Blue plastic cover for<br>3-gallon bucket  | 663055       |
|  | Wire for galvanized cover<br>(25/Pkg)      | LIDWIR       |
|  | Galvanized bag holder                      | 69BUCKET0102 |
|  | Blue sap bag                               | 663032       |

### TAPPING STARTER KIT - 15 TAPS



- Includes:**
- 1 short tapping bit 5/16"
  - 15 bucket spouts 5/16"
  - 15 plastic buckets (2 gallon) 6600800
  - 15 galvanized bucket covers
  - 1 CDL aluminum tapping hammer
  - 1 aluminum spout remover (15")



SCAN TO SEE THE VIDEO

bit.ly/cdlvideos






## CDL GRAVITY TUBING 3/16" SEMI-RIGID

Ideal for sugarbushes without electricity and maple producers who do not want to use a mechanical system for vacuum.

|       | LENGTH | PRODUCT CODE | WARRANTY |
|-------|--------|--------------|----------|
| Blue  | 500'   | 431610021    | 8 year   |
|       | 1 000' | 431608221    | 8 year   |
| Green | 500'   | 431608025    | 8 year   |
|       | 1 000' | 431608225    | 8 year   |










### 3/16" SPINSEAL FITTINGS

|   |   |          |
|---|---|----------|
|  | 3/16" BLUE SpinSeal Fitting                     | 66091041 |
|  | 3/16" BLACK SpinSeal Fitting                    | 66091049 |
|  | 9/64" CDL drill bit for 3/16" SpinSeal Fittings | 66964    |

### MAXSEAL MULTI-FITTINGS / FIXED HEAD

|   |                       |                        |
|---|-----------------------|------------------------|
|  | Maxseal single gasket | 66091C                 |
|   |                       | Screw kit not included |
|  | Screw Kit             | 66099099               |

### 3/16" FITTINGS

|  |  |          |
|--|--|----------|
|    | 3/16" clear spout<br><i>Signature</i>                  | 66045316 |
|  | We recommend the use of a 5/16" drill bit for tapping  |          |
|    | 3/16" white spout with barbs<br><b>MAXFLOW</b>         | 66090316 |
|  | We recommend the use of a 19/64" drill bit for tapping |          |
|    | 3/16" end of line hook                                 | 66279357 |
|    | 3/16" flat hook connector                              | 66303357 |
|  | 5/16" - 3/16" flat hook connector                      | 66303356 |
|  | 3/16" end of line T with pin                           | 66030361 |
|  | 3/16" - 3/16" - 5/16" health T drop line               | 66030355 |
|  | 3/16" health T   | 66030357 |
|  | 3/16" health T end of line                             | 66030358 |
|  | 5-16" - 5/16" - 3/16" health T drop line               | 66030356 |

# SpinSeal™

TECHNOLOGY

## CDL EXCLUSIVE

Save from \$1.80 to \$3.45 (CAD) per lateral line compared to all other systems in the industry.

### THE SPINSEAL TECHNOLOGY

# THE CDL WAY TO SAVE TIME AND MONEY.

A REVOLUTIONNARY SYSTEM FOR INSTALLING FITTINGS ON MAINLINE IN RECORD TIME!

THE ONLY CONNECTOR THAT PROVIDES  
**A PERFECT SEAL**  
FOR THE ENTIRE LIFE  
OF THE MAINLINE



SpinSeal welder  
Includes: 1 battery, 1 charger and carrying case. 730100



The SpinSeal fitting makes mainline recycling easy.

SCAN TO SEE THE VIDEO  
[bit.ly/cdlvideos](http://bit.ly/cdlvideos)



**A** **B** **C** **D**

- |          |                              |          |
|----------|------------------------------|----------|
| <b>A</b> | 5/16" BLUE SpinSeal Fitting  | 66091061 |
| <b>B</b> | 5/16" BLACK SpinSeal Fitting | 66091069 |
| <b>C</b> | 5/16" GREEN SpinSeal Fitting | 66091065 |
| <b>D</b> | 5/16" GREY SpinSeal plug     | 66091059 |

**MADE FOR:**

- Repair hole(s), caused by animals on CDL HD, Spinseal, Fusion or Rapitube tubing;
- Plug old 5/16" multi-fitting holes and allow conversion to spinseal system on CDL HD, Spinseal, Fusion or Rapitube Pipe;
- Plug Spinseal holes that are not used anymore.



SpinSeal tool 1" mainline insert. Can be used with a compact fitting tool. Facilitates the installation of the 730115 5/16" tubing on your spinseal fitting.



5/16" SpinSeal drilling template with drill bit 730101



7/32" CDL drill bit for 5/16" SpinSeal Fittings 66732

**WARNING:** SpinSeal technology was developed for use on pipe manufactured and distributed by CDL. The use of these technology on pipes manufactured and distributed by other companies can be very risky and won't be covered by the warranty.





## CDL FLEX

- > FLEX
- > Flexible at all temperatures
- > The best translucency
- > Resists falling trees
- > No leakage
- > Ideal for droplines
- > Excellent elastic memory

## CDL VISION

- > FLEX / SEMI-RIGID
- > Ideal for straight and long laterals
- > Good translucency
- > Good elastic memory
- > Keep its properties over the years

## CDL 50

- > SEMI-RIGID
- > A good compromise of flexibility and rigidity between the VISION and the MAX

### Best price/quality ratio in the industry!



### BLUE



### DARK BLUE

  
**NOT IN STOCK  
 IN THE USA**  
 UPON REQUEST ONLY

|                  | RIGIDITY           | CODE       |                |
|------------------|--------------------|------------|----------------|
| 5/16" CDL Flex   | Flex               | 451610001  | <b>10 year</b> |
| 5/16" CDL Flex   | Flex               | 451615001* | <b>15 year</b> |
| 5/16" CDL Vision | Flex / Semi-rigid  | 451610021  | <b>10 year</b> |
| 5/16" CDL 50     | Semi-rigid         | 451610031* | <b>10 year</b> |
| 5/16" CDL MAX    | Semi-rigid / Rigid | 451605011  |                |

|                  | RIGIDITY          | CODE       | WARRANTY       |
|------------------|-------------------|------------|----------------|
| 5/16" CDL Flex   | Flex              | 451610007* | <b>10 year</b> |
| 5/16" CDL Flex   | Flex              | 451615007  | <b>15 year</b> |
| 5/16" CDL Vision | Flex / Semi-rigid | 451610027* | <b>10 year</b> |
| 5/16" CDL Vision | Flex / Semi-rigid | 451615027* | <b>15 year</b> |
| 5/16" 4 Seasons  | Flex              | 6600130805 | <b>10 year</b> |
| 5/16" 4 Seasons  | Flex              | 6600127209 | <b>15 year</b> |

\* Special order only.

\* Special order only.

## CDL MAX

- > SEMI-RIGID / RIGID
- > Less curvature and better hold in low density sugarbushes
- > Ideal for installations where the distance between maple trees is very large
- > The least expensive of the 5/16 CDL tubing line
- > Interesting quality vs price ratio

## 4 SEASONS

- > FLEX
- > Made of 100% pure resin
- > Highly translucent
- > Malleable from -40°C to 40°C
- > 100% airtight
- > Weather resistant



## PRECUT DROPS

- > 10 year warranty
- > Completely clear for an optimal visibility.
- > Unique plastic recipe with UV stabilizers
- > Packaged in bundles of 100 units.



36" 6600100036  
40" 6600100040

Other colours and lengths available upon request.

### Best price/quality ratio in the industry!

## GREEN

## SHADOW GREY

  
**NOT IN STOCK  
IN THE USA  
UPON REQUEST ONLY**

|                  | RIGIDITY           | CODE        | WARRANTY |
|------------------|--------------------|-------------|----------|
| 5/16" CDL Flex   | Flex               | 451610005   | 10 year  |
| 5/16" CDL Flex   | Flex               | 451615005   | 15 year  |
| 5/16" CDL Vision | Flex / Semi-rigid  | 451610025   | 10 year  |
| 5/16" CDL MAX    | Semi-rigid / Rigid | 451605015   |          |
| 5/16" 4 Seasons  | Flex               | 6600137510D | 10 year  |
| 5/16" 4 Seasons  | Flex               | 6600137515  | 15 year  |

NOT IN STOCK IN THE USA  
UPON REQUEST ONLY

|                 | RIGIDITY | CODE       | WARRANTY |
|-----------------|----------|------------|----------|
| 5/16" CDL Flex  | Flex     | 451610006* | 10 year  |
| 5/16" CDL Flex  | Flex     | 451615006  | 15 year  |
| 5/16" 4 Seasons | Flex     | 6600144010 | 10 year  |
| 5/16" 4 Seasons | Flex     | 6600142415 | 15 year  |

\* Special order only.



## SpinSeal

- > 100 PSI
- > Thicker and more flexible
- > Remains flexible even in cold weather

## HD (HIGH DENSITY)

- > 100 PSI
- > Superior quality high density resin
- > More rigid than the low density | Light tubing

## Products manufactured by CDL

**10-YEAR WARRANTY**  
Get CDL quality!




**BLACK**



**BLUE**



**GREEN**

|               |   | BLACK       |            | BLUE        |            | GREEN      |            |
|---------------|---|-------------|------------|-------------|------------|------------|------------|
|               |   | SpinSeal    | HD         | SpinSeal    | HD         | SpinSeal   | HD         |
| <b>3/4"</b>   | 500'  | 403410069S  | 403410069  | 403410061S  | 403410061  | -          | 403410065* |
|               | 1 000'  | -           | 403410269* | -           | 403410261  | -          | 403410265* |
|               | 2 500' spool  | 403410169S* | 403410169* | 403410161S* | 403410161* | -          | 403410165* |
| <b>1"</b>     | 500'  | 410010069S  | 410010069  | 410010061S  | 410010061  | 410010065S | 410010065  |
|               | 1 000'  | 410010269S  | 410010269  | 410010261S  | 410010261  | 410010265S | 410010265  |
|               |  <b>NEW</b> 2 000' spool | 410010769S  | 410010769  | 410010761S  | 410010761  | 410010765S | 410010765  |
| <b>1 1/4"</b> | 500'  | 411410069S  | 411410069  | 411410061S  | 411410061  | -          | 411410065  |
|               | 1 000'  | -           | 411410269* | -           | 411410261* | -          | 411410265* |
|               | 1 000' spool  | 411410169S  | -          | 411410161S  | -          | -          | -          |
| <b>1 1/2"</b> | 500'  | 411210069S  | 411210069  | 411210061S  | 411210061  | -          | 411210065  |
|               | 900' spool  | 411210169S  | -          | 411210161S  | -          | -          | -          |

\* Special order only.

\* Special order only.

\* Special order only.

### Our commitment

When producing CDL tubing and mainline, we do supervised quality checks so we can guarantee you the best product on the market.



#### TUBING FOR SIDE TYING

**1/2"** 500'  
Black  
401210049

# CDL PRE-LASHED MAINLINE

Factory pre-lashed with superior stainless steel wire. Save time with a 1-step installation!

Aluminum alloy main wire


Stainless steel support wire

SCAN TO SEE THE VIDEO  
bit.ly/cdlvideos



## Products manufactured by CDL


**10-YEAR WARRANTY**  
Get CDL quality!




**BLACK**



**BLUE**



**GREEN**

|        |   | BLACK        |             | BLUE         |             | GREEN       |             |
|--------|---|--------------|-------------|--------------|-------------|-------------|-------------|
|        |   | SpinSeal     | HD          | SpinSeal     | HD          | SpinSeal    | HD          |
| 3/4"   | 2 500' spool (PRE-LASHED)   | 403410169SL* | 403410169L* | 403410161SL* | 403410161L* | -           | 403410165L* |
| 1"     |  <b>NEW</b><br>2 000' spool (PRE-LASHED) | 410010769SL  | 410010769L  | 410010761SL  | 410010761L  | 410010765SL | 410010765L  |
| 1 1/4" | 1 000' spool (PRE-LASHED)   | 411410169SL  | -           | 411410161SL  | -           | -           | -           |
| 1 1/2" | 900' spool (PRE-LASHED)   | 411210169SL  | -           | 411210161SL  | -           | -           | -           |

\* Special order only.

\* Special order only.

\* Special order only.


### ADVANTAGES OF THE PRE-LASHED AND SPINSEAL COMBO

- The Professional's choice
- Potential savings of \$0.75 (CAD) per tap, in labor and material
- Best value for the money of any mainline systems in the industry
- Resistant and very reliable system over time
- The most durable system that requires the least maintenance over time
- To try it, is to adopt it!





# VERSAPROFILES



TITAN SPOOL

## AERIAL/IN-GROUND HDPE TUBING

### VERSAPIPE™ FUSION

Only the Fusion pipe is compatible with stainless steel, PVC and electrofusion fittings used in the industry.

Regardless of your choice of fittings, The VersaPIPE FUSION pipe can always be repaired or joined easily with conventional techniques.

**145 PSI**


| LENGTH |              | BLACK         | BLUE          | GREEN         |
|--------|--------------|---------------|---------------|---------------|
| 1"     | 500'         | 670020990500  | 670022720500  | -             |
| 1"     | 1 500' spool | 670020991500  | 670022721500  | -             |
| 1-1/4" | 500'         | 670030990500  | 670032720500  | -             |
| 1-1/2" | 500'         | 661222920500  | 661222720500  | -             |
| 1-1/2" | 2 500' spool | 661222922500  | 661222722500  | -             |
| 2"     | 500'         | 66230292      | 66230272      | 66230375*     |
| 2"     | 2 500' spool | 662302922500  | 662302722500  | 662303752500* |
| 3"     | 50' rod      | 66334292      | 66334272      | -             |
| 3"     | 500'         | 663340990500  | 663342720500  | -             |
| 4"     | 50' rod      | 663440990050* | 663432720050* | -             |

\* Special order only.



**THE SPINSEAL TECHNOLOGY CAN BE USED WITH FUSION AND RAPITUBE MAINLINES.**

### BURIED



### END TO END FUSION



### END TO END FUSION ADVANTAGES

- The least expensive
- Very resistant and durable
- Ideal for buried pipe systems
- Does not require any fittings

## WIRELESS MAINLINE TUBING

### RAPITUBE V2™

| TRANSLUCENT BLUE |              |              |
|------------------|--------------|--------------|
| 3/4"             | 500'         | 6600727250RT |
| 1"               | 500'         | 6600827250RT |
| 1"               | 3 000' spool | 6600827227RT |

### RAPI-FIX TENSION STRAPPING

|       |      |          |
|-------|------|----------|
| Black | 200' | 66300099 |
|-------|------|----------|



**FLEXIBLE  
QUICKER TO INSTALL  
100 PSI**

SCAN TO SEE THE VIDEO

[bit.ly/cdlvideos](https://bit.ly/cdlvideos)



Fusion and rapitube mainlines are manufactured exclusively for



[cdlinc.ca](http://cdlinc.ca) | [cdlusa.com](http://cdlusa.com)





**ELECTROFUSION**  
**HIGH TECHNOLOGY FITTINGS**

**ELECTRO SADDLES**



|                 |               |
|-----------------|---------------|
| 1-1/4" x 1"     | 66130125X100  |
| 1-1/2" x 1"     | 66130115X100  |
| 1-1/2" x 1-1/2" | 66130115X150  |
| 2" x 1"         | 6613012X100   |
| 2" x 1-1/4"     | 6613012X12500 |
| 2" x 1-1/2"     | 6613012X150   |
| 3" x 1"         | 6613013X100   |
| 3" x 1-1/4"     | 6613013X12500 |
| 3" x 1-1/2"     | 6613013X1500  |
| 3" x 2"         | 6613013X200   |

**ELECTRO COUPLINGS**



|        |             |
|--------|-------------|
| 1"     | 661303100   |
| 1-1/4" | 66130312500 |
| 1-1/2" | 6613031500  |
| 2"     | 661303200   |
| 3"     | 661303300   |
| 4"     | 661303400   |

**ELECTRO T**



|                          |               |
|--------------------------|---------------|
| 1" x 1" x 1"             | 6613041X1X100 |
| 1 1/2" x 1 1/2" x 1 1/2" | 661301150     |
| 2" x 2" x 2"             | 661301200     |

**A LEAK FREE SOLUTION.**

**FUSION SYSTEM FOR AERIAL OR BURIED TUBING**

- > Ultra quick installation of connectors;
- > Installation of connectors without cutting the tubing.

**ELECTRO REDUCERS**



|             |              |
|-------------|--------------|
| 2" x 1-1/2" | 6613022X1500 |
| 3" x 2"     | 6613023X200  |

**PURCHASE OR LEASE**

Ask your CDL sales representative about purchasing or leasing a welder.

|          |          |
|----------|----------|
| For rent | 10601LOC |
| Purchase | 10502    |





# CDL EXPERTISE: WE CAN MANAGE YOUR MAPLE SYRUP PROJECTS FROM A TO Z.

**DID YOU KNOW THAT THE CDL  
TEAM IS HERE TO MEET ALL  
OF YOUR NEEDS?**

**HERE IS THE LIST OF SERVICES  
WE OFFER. ASK YOUR STORE  
OR YOUR CDL REPRESENTATIVE!**



## > **Project evaluation**

Have your project fully assessed by our experts, who have access to a large inventory in real time. Whether you are beginners or experienced, you will be accompanied by our experts according to your needs.

## > **Maple syrup and technical advice**

Take advantage of the advice of our experts to calculate the pipe sizing and discharge calculation.

## > **GPS mapping**

Optimize the strategic positioning and planning of your equipment using GPS technology.

## > **Installation of mainlines and tubing**

Take advantage of the industry's best practices and ask our experts to install your mainlines and tubing in your forest.

## > **Equipment rental**

Rent an Electrofusion welder or a SpinSeal welder for your one-time installation needs. Verify with your CDL branch to find out if other equipment is available for rental in your region.

## > **Assembly of drop lines**

Make your life easier with our drop line assembly service! Available in every CDL store.

## > **Implementation of the CDL Intelligence**

Get advice from our experts on our Maple Sugaring Management System. Our team will assess your needs and guide you step by step on its installation in your sugarbush.

## > **Turnkey installation of equipment**

When making your purchase, ask our experts to deliver and do a complete installation of your CDL equipment directly to your sugarhouse.

## > **Repair at the sugarhouse**

Start maintaining your equipment before the start of the sugar season! Our team will come to your sugarhouse to repair your electrical, welding, plumbing, start-up and burner adjustment problems, for any brands.

## > **Modification of equipment**

Request custom adjustments if you have specific needs.

## > **24/7 assistance during the sugaring season**

During the sugaring season, our team is available 24 hours a day, 7 days a week to respond to your emergencies.



### WIRE TIES



#### REGULAR (18 GA)

#### HEAVY DUTY (16 GA)

|                                    |          |            |
|------------------------------------|----------|------------|
| 5"   1000/pkg<br>for 3/4" tubing   | 660851   | 66085116   |
| 6"   1000/pkg<br>for 1" tubing     | 660861   | 66086116   |
| 7"   1000/pkg<br>for 1 1/4" tubing | 660871   | 66087116   |
| 8"   1000/pkg<br>for 1 1/2" tubing | 660881   | 66088116   |
| 10"   1000/pkg<br>for 2" tubing    | 660811   | 660810116  |
| 12"   2500/pkg                     | 66400112 | 6640011216 |
| 14"   2500/pkg<br>for 3" tubing    | 66096    | 6609616    |
| 18"   1000/pkg<br>for 3" tubing    | -        | 66423      |

### TENSION GRIP



#### OPEN

|      |        |    |        |
|------|--------|----|--------|
| 3/4" | 663093 | 1" | 663092 |
|------|--------|----|--------|

#### REGULAR

|        |        |        |        |
|--------|--------|--------|--------|
| 3/4"   | 663098 | 1"     | 663099 |
| 1-1/4" | 663097 | 1-1/2" | 663096 |
| 2"     | 663095 | 3"     | 663089 |

### WIRE AND ACCESSORIES



#### GALVANIZED

|     |       |       |
|-----|-------|-------|
| #9  | 50 lb | 66040 |
| #12 | 50 lb | 66049 |
| #14 | 50 lb | 66051 |

#### HIGH TENSION

|                    |                 |             |
|--------------------|-----------------|-------------|
| #12,5              | 50 lb           | ETBR012.5HT |
| .134 high carbone  | 50 lb           | 66054       |
| .134 high carbone  | 100 lb          | 660541      |
| Hydro aluminum #10 | ± 1500 lb/stool | 660301      |
| Hydro aluminum #12 | ± 1200 lb/stool | 660302      |

#### LASHING WIRE



|                        |        |
|------------------------|--------|
| Stainless steel 1 200' | 660660 |
|------------------------|--------|



|                          |        |
|--------------------------|--------|
| Medium gripple 10-14 GA  | 665503 |
| Large gripple 7,5-10 GA  | 665505 |
| Jumbo gripple 10-12,5 GA | 665511 |



|                            |        |
|----------------------------|--------|
| Repair wire #9 (orange)    | 662000 |
| Repair wire #10 (black)    | 662001 |
| Repair wire 3/16"          | 662003 |
| Repair wire for 1/4" cable | 662004 |



|                   |       |
|-------------------|-------|
| Steel cable 1/8"  | 60042 |
| Steel cable 3/16" | 60045 |
| Steel cable 1/4"  | 60043 |



|                            |        |
|----------------------------|--------|
| 3/8" hook tensioning screw | 667073 |
|----------------------------|--------|



|                          |          |
|--------------------------|----------|
| Galvanised steel ratchet | ETMRAT01 |
|--------------------------|----------|



|                         |          |
|-------------------------|----------|
| Ratchet handle for wire | ETMRAT02 |
|-------------------------|----------|



|   |        |
|---|--------|
| Screw eye bolt<br>1/2" x 5-1/4" x 1" zinc | 664160 |
|---|--------|




|                   |          |
|-------------------|----------|
| 12,5 GA wire link | WL12LINK |
|-------------------|----------|






## PRUNO TOOLS FOR SPOUTS AND TUBING


Designed to easily install the 5/16 on SpinSeals or any other straight fittings

6623161




Blade for 5/16" tubing remover pliers

66500




5/16" compact insertion tool with lateral knife and tubing stretcher

66559




5/16" compact insertion tool with lateral knife

66558




Blade for compact insertion tool

665579




5/16" compact insertion tool with 4WR vise-grip and lateral knife

66557



5/16" tubing butt remover without blade

664954



3/16" compact insertion tool with 4WR vise-grip and lateral knife

6623157



5/16" compact insertion tool 30° to 115° with cutter  
Ideal to install Signature spouts and every other CDL spouts


664958



5/16" compact insertion tool 30° to 115°  
ideal to install signature spouts and every other CDL spouts


664959

## PRUNO TOOLS FOR TUBING




Repair pliers with automatic tension and tubing stretcher

6623160




Mini 3/16" installation pliers with adjustable automatic pressure and cutter

6623156




Mini 3/16" installation pliers with adjustment screw

66515




5/16" installation pliers with adjustment screw

6623158



Repair pliers with adjustment screw with knife and tubing stretcher


66501



Deluxe double automatic tubing tool with cutter and tubing stretcher

662153

## PRUNO WIRE GRIPPER



Spring loaded wire gripper

667068

## PRUNO SUPPORT HOOKS



Kit with 2 aluminum hooks for mainline level

66902

\*Level not included

## PRUNO PUNCH



5/16" mainline punch 66185



3/16" mainline punch 661851



5/16" drill bit and handle 66185P



3/16" drill bit and handle 661851P



3/16" only drill bit 664979\*

\* Product available in limited quantity.

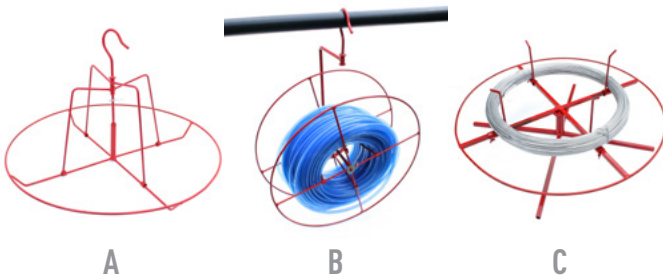
## PRUNO FLOW STOPPER TOOL



Flow stopper tool with adjustment screw 66499

## PRUNO TUBING WINDER

- Swivel hook
- Lightweight, adjustable and foldable (for shipping and storage)



|   |                                       |        |
|---|---------------------------------------|--------|
| A | Horizontal for 3/16" and 5/16" tubing | 660411 |
| B | Vertical for 3/16" and 5/16" tubing   | 660410 |
| C | Wire winder                           | 66041  |

## PRUNO MAINLINE DOUBLE FORK PLIERS



|                   |        |
|-------------------|--------|
| 1" and 3/4"       | 662191 |
| 1-1/2" and 1"     | 66219  |
| 1-1/4" and 1"     | 662194 |
| 1-1/2" and 1-1/4" | 662195 |
| 2" and 1-1/2"     | 662192 |
| 3"                | 662193 |
| 3/4" to 2" Kit    | 662196 |






## THE FIRST CHOICE OF WOODSMEN!



**MARKING WILL LAST 1-2 YEARS**

### FEATURES

- > ENVIRONMENTALLY FRIENDLY
- > Marking will last 1-2 years depending on supports and application conditions
- > Temperature range : -15 °C à 50 °C
- > Excellent adherence
- > High covering power



|                        |        |
|------------------------|--------|
| Orange Fluor Marker    | 661174 |
| Yellow Standard Marker | 661172 |
| Red Standard Marker    | 661177 |
| Blue Standard Marker   | 661179 |



### WIRE TOOLS



CDL wire bender  
650 kg 667079



Permanent wire gripper  
for path crossing 667066



Crimping tool 665701



High tension wire cutter  
Cuts high carbon wire easily 73069



"Contractor" pliers for  
griple installation 665504



Light clamp for griple 665522



Manual wire twister 66090



Automatic wire twister 66091

### TOOLS FOR PRE-LASHED MAINLINES INSTALLATION



Pre-lashed mainline  
retention hook 660604



Wire puller for  
pre-lashed mainline 660605

### TOOLS FOR TUBING



30" Drop line cutter 668086

36" Drop line cutter 668089

40" Drop line cutter 668088



5/16" Drop line pliers 66496

3/16" Drop line pliers 66497



Pliers 5/16" aluminium  
foam sleeves 68049

### REELS

Galvanized  
mainline reel  
on wheels 660416

Toolbox (optional) 660417

Wire reel  
(optional) 660418



## PLIERS FOR SPOUTS AND TUBING



3/16" Compact insertion pliers

73067



Compact insertion pliers Icebreaking jaws

73062



Aluminium binder 30"

68044



3/4" to 1-1/2" tubing cutters

63001



2" tubing cutters

63005



5/16" nut driver

660911

**An even larger choice!**  
*Many other models in store to answer all your needs and budget, check it out!*



3/16" tension hooks

669103



5/16" tension hooks

669104



Repair pliers for 3/16" tubing

ETPTR0316C



FISKAR pliers

63FISK

## MARKING ACCESSORIES AND TOOLS



**PREMIUM QUALITY TAPE 4-SEASON**

Orange fluorescent tape

661015

Pink fluorescent tape

661016

Yellow fluorescent tape

661018

Blue fluorescent tape

661017



Sighting hand level

666566



The Forestry Pro II laser rangefinder/hypsometer

Accurate distance measurer with improved capability and accuracy. Faster response time. New function to store up to 250 results. Compact ergonomics and ease of use.

6606420



### CDL DRILL BITS - HIGH PERFORMANCE



- High precision sharpening
  - Developed to maximize cutting accuracy in frozen and semi-frozen wood
  - No cutting burr
  - Developed for maximum performance in sugar maple and red maple trees
- |  |        |
|--|--------|
| 17/64" drill bit   | 66252  |
| 19/64" drill bit   | 66259  |
| 1/4" drill bit   | 662414 |
| 5/16" drill bit  | 662516 |
| <hr/>  |        |
| 19/64" long drill bit<br><small>Ideal for Precision Tapper</small> | 662542 |
| 1/4" long drill bit<br><small>Ideal for Precision Tapper</small>   | 662415 |
| 5/16" long drill bit<br><small>Ideal for Precision Tapper</small>  | 662540 |

### HIGH RESISTANT CDL TITAN (TITANIUM)



- 1.5 to 2 times more durable than a standard tapping bit
  - Increased corrosion resistance
- |            |         |
|------------|---------|
| 19/64" bit | 662590* |
| 5/16" bit  | 662517* |
- \* Available in limited quantity.


### BOLDUC DRILL BITS



- |                              |         |
|------------------------------|---------|
| 15/64" Bolduc drill bit      | 662535C |
| 1/4" Bolduc drill bit        | 662537C |
| 17/64" Bolduc drill bit      | 662539C |
| 9/32" Bolduc drill bit       | 662536C |
| 19/64" Bolduc drill bit      | 662544C |
| 5/16" Bolduc drill bit       | 662543C |
| <hr/>                        |         |
| 15/64" Bolduc long drill bit | 662535  |
| 1/4" Bolduc long drill bit   | 662537  |
| 17/64" Bolduc long drill bit | 662539  |
| 9/32" Bolduc long drill bit  | 662536  |
| 19/64" Bolduc long drill bit | 662544  |
| 5/16" Bolduc long drill bit  | 662543  |



### DRILL BIT



7/16" drill bit 66257



**CDL OFFERS A PROFESSIONAL TAPPING BIT SHARPENING SERVICE. CHECK IT OUT!**

### WORK APRONS



A front B

- |                  |       |
|------------------|-------|
| A Work apron     | 66932 |
| B CDL work apron | 66934 |

### TAPPING ACCESSORIES

- |  |  |           |
|--|--|-----------|
|  | CDL tapping hammer<br>Aluminum handle        | 73064     |
|  | 2 face tapping hammer<br>Aluminum handle     | 68041     |
|  | Tapping hammer with blade<br>Aluminum handle | 68042     |
|  | 12" wooden tapping hammer                    | 729254045 |
|  | 1 L bottle + vaporizer                       | 663440    |
|  | 1 L bottle                                   | 66344     |
|  | Spray trigger head                           | 663441    |

# MAPLE LOLLIPOPS

20 PORTIONS



## Ingredients

- > 1/2 cup unsalted butter, at room temperature
- > 1 cup maple syrup (preferably very dark syrup for its strong flavour)
- > 20 lollipop sticks

Source : [Maplefromcanada.ca](http://Maplefromcanada.ca)

## Method

1. In a thick-bottomed saucepan, bring butter and maple syrup to a boil. Boil until candy thermometer shows 146 °C (295 °F), then remove from heat.
2. Lay a large sheet of parchment paper on a table or countertop, then pour little circles of syrup.
3. Quickly place a lollipop stick in the centre of each circle, then leave to harden.

Store lollipops in an airtight container in a cool and dry place.

# MAPLE FUDGE

16 PORTIONS



## Ingredients

- > 2 cups maple syrup (preferably dark syrup for its robust flavour)
- > 3 tablespoons butter
- > 1 cup 35% cream (preferably whipped)
- > 1/2 cup walnuts, chopped

Source : [Maplefromcanada.ca](http://Maplefromcanada.ca)

## Method

1. In a large saucepan, bring maple syrup and butter to a boil. Boil for 5 minutes.
2. Add cream and continue cooking until the temperature reads 118°C (245°F) on a candy thermometer\*.
3. Meanwhile, grease and line a square pan with parchment paper and set aside.
4. Remove maple syrup and cream mixture from heat and let rest for 5 minutes.
5. Using a whisk, beat for 5 minutes until thick.
6. Add walnuts and pour into baking pan.
7. Let cool before cutting into squares.

\*The candy thermometer is essential for this recipe.





Branon Systems, LLC

# PRECISION TAPPER

## PROFITABILITY STARTS FROM TREES!

### PREVENT

- ✓ Damaged drill bits
- ✓ Inconsistency
- ✓ Oval holes
- ✓ Holes tapped too deep

### GET RID OF

- ✓ Vacuum loss
- ✓ Production loss
- ✓ High labor cost
- ✓ Unhealthy trees

SCAN TO SEE THE VIDEO

[bit.ly/cdlvideos](https://bit.ly/cdlvideos)



**PERFECT TAP, PERFECTLY AIRTIGHT.**



**PERFECT ANGLE AND TAP HOLE DEPTH**



Precision Tapper™ kit  
Includes: 1 drill, 2 batteries, 1 carrying bag and 1 precision template. 663970  
\*Tapping bit adaptor not included.



Precision Tapper™ adaptor  
Installation included on your drill. 663971  
\*Drill bit not included.



| Drill bits adaptors |               |                |
|---------------------|---------------|----------------|
|                     | (1/2"-20 UNF) | (9/16"-18 UNF) |
| 1/4"                | 6639714       | 6639714-1      |
| 19/64"              | 6639964       | 6639964-1      |
| 5/16"               | 6639716       | 6639716-1      |



## TAPPING DRILL AND ACCESSORIES

### THE BEST TAPPING DRILL SPECIFICALLY DESIGNED FOR THE MAPLE SYRUP INDUSTRY.

- Head at 90°
- Brushless
- 2 000 RPM
- Long lasting 5A lithium battery



|                        |         |
|------------------------|---------|
| 20V Dewalt drill       | 663920  |
| 20V Dewalt battery     | 663925  |
| 12V-20V Dewalt charger | 663921  |
| Carrying bag           | 663920K |



**Catalog promotion**

Get a bonus carry bag with the purchase of the complete set!

## BACKPACK CLEANING KIT

**COMPACT, LIGHTER, COMFORTABLE AND SPECIFICALLY DESIGNED FOR MAPLE SUGARING.**

Specifically developed by CDL for work under vacuum.



6 liter container

Backpack cleaning kit with harness and dozer 661616

Backpack cleaning kit with harness, without dozer 661612



Dozer gun only, 10 to 20 ml 661698

Harness only 661691



Replacement tube kit for CDL dozer 661692



Three-piece kit for dispenser spout 661693



Spring for CDL dozer 661694




Screw cap for CDL dozer 661689

## BRUSHES FOR BUCKETS AND SPOUTS

|  |                          |          |
|--|--------------------------|----------|
|  | For 1,5-gallon bucket    | 72940020 |
|  | For 2-gallon bucket      | 72940031 |
|  | For 7/16" interior spout | 72940041 |
|  | For 7/16" interior spout | 663562   |
|  | For 5/16" - 19/64" spout | 663563   |

## TUBE CLEANING SPONGES

|  |                 |        |
|--|-----------------|--------|
|  | 3/4" - 1"       | 661432 |
|  | 1-1/2" - 1-1/4" | 661433 |
|  | 2"              | 661435 |
|  | 3"              | 661436 |

## SPOUT REMOVERS

|          |  |   |       |
|----------|--|---|-------|
| <b>A</b> |  | Steel spout remover                     | 66077 |
| <b>B</b> |  | Aluminum spout remover   Small   15"    | 68015 |
| <b>B</b> |  | Aluminum spout remover   Medium   22,5" | 68020 |
| <b>C</b> |  | Aluminum spout remover   Long   30"     | 68030 |
|          |  | Aluminum spout remover   X-Long   40"   | 68040 |
|          |  | Aluminum spout remover   48"            | 68031 |
| <b>C</b> |  | Aluminum spout remover   60"            | 68032 |



### CONNECTORS



INS x INS

|        |        |
|--------|--------|
| 3/4"   | 662034 |
| 1"     | 662035 |
| 1 1/4" | 662037 |
| 1 1/2" | 662038 |
| 2"     | 662039 |
| 3"     | 662033 |

### REDUCERS



INS x INS

|                 |         |
|-----------------|---------|
| 1" x 3/4"       | 665580  |
| 1 1/4" x 3/4"   | 665586  |
| 1 1/4" x 1"     | 665581  |
| 1 1/2" x 3/4"   | 665587  |
| 1 1/2" x 1"     | 665582  |
| 1 1/2" x 1 1/4" | 665599  |
| 2" x 1"         | 665596  |
| 2" x 1 1/4"     | 710150  |
| 2" x 1 1/2"     | 665583  |
| 3" x 2"         | 6655302 |

### ADAPTORS



MIPT x INS

|              |         |
|--------------|---------|
| 1/4" x 5/16" | 6645555 |
| 1/2" x 5/8"  | 710563  |
| 3/4"         | 665589  |
| 1"           | 665592  |
| 1 1/4"       | 665591  |
| 1 1/2"       | 665590  |
| 2"           | 665593  |
| 3"           | 660003  |

### TEES



INS x INS x INS

|                          |         |
|--------------------------|---------|
| 1/2"                     | 660503  |
| 3/4"                     | 7134341 |
| 1"                       | 6607527 |
| 1 1/4"                   | 6603106 |
| 1 1/2"                   | 6603105 |
| 2"                       | 6603108 |
| 1" x 1" x 3/4"           | 660505  |
| 1 1/4" x 1 1/4" x 3/4"   | 660317  |
| 1 1/4" x 1 1/4" x 1"     | 6605061 |
| 1 1/2" x 1 1/2" x 3/4"   | 660507  |
| 1 1/2" x 1 1/2" x 1"     | 660506  |
| 1 1/2" x 1 1/2" x 1 1/4" | 730312  |
| 2" x 2" x 3/4"           | 660508  |
| 2" x 2" x 1"             | 730311  |
| 2" x 2" x 1 1/4"         | 730314  |
| 2" x 2" x 1 1/2"         | 660511  |
| 3" x 3" x 1"             | 660520  |



INS x INS x MIPT

|                      |          |
|----------------------|----------|
| 1"                   | 66075251 |
| 1 1/2" x 1 1/2" x 1" | 730308   |



INS x MIPT x INS

|        |          |
|--------|----------|
| 3/4"   | 71343415 |
| 1"     | 660515   |
| 1 1/4" | 66031066 |
| 1 1/2" | 66031056 |

### Y



INS x INS x INS

|                          |          |
|--------------------------|----------|
| 1/2"                     | 6607531  |
| 3/4"                     | 6607507  |
| 1"                       | 6607510  |
| 1 1/4"                   | 6607510  |
| 1 1/2"                   | 6607508  |
| 2"                       | 6607509  |
| 3"                       | 6607522  |
| 1" x 1" x 1 1/2"         | 6607524  |
| 1" x 1" x 3/4"           | 660751   |
| 1" x 3/4" x 3/4"         | 660752   |
| 1 1/4" x 1" x 1"         | 6607511  |
| 1 1/4" x 1 1/4" x 3/4"   | 6607518  |
| 1 1/4" x 1 1/4" x 1"     | 6607512  |
| 1 1/2" x 1" x 1"         | 66075191 |
| 1 1/2" x 1 1/4" x 1 1/4" | 6607515  |
| 1 1/2" x 1 1/2" x 3/4"   | 6607520  |
| 1 1/2" x 1 1/2" x 1"     | 6607516  |
| 1 1/2" x 1 1/2" x 1 1/4" | 6607505  |
| 2" x 2" x 3/4"           | 6607514  |
| 2" x 2" x 1"             | 6607513  |
| 2" x 2" x 1 1/4"         | 6607519  |
| 2" x 2" x 1 1/2"         | 6607503  |
| 3" x 3" x 1"             | 66075130 |
| 3" x 3" x 1 1/2"         | 66075128 |
| 3" x 3" x 2"             | 66075129 |



MIPT x INS x INS

|      |          |
|------|----------|
| 3/4" | 66075121 |
| 1"   | 66075122 |



INS x MIPT x INS

|      |          |
|------|----------|
| 3/4" | 66075124 |
|------|----------|

**A QUALITY  
THAT MAKES  
ALL THE  
DIFFERENCE!**

### HOOK PLUGS



INS

|        |        |
|--------|--------|
| 3/4"   | 666834 |
| 1"     | 666801 |
| 1 1/4" | 666114 |
| 1 1/2" | 666112 |
| 2"     | 666802 |
| 3"     | 666803 |
| 4"     | 666804 |

### VACUUM ADAPTOR



MANOMETER  
NOT INCLUDED


INS X MIPT X FIPT VACUUM

|          |         |
|----------|---------|
| 1 x 1/4" | 6655921 |
|----------|---------|




**Sharp edges for solid grip, precise machining,  
no restriction, get CDL quality!**

### COUPLINGS




|        |            |
|--------|------------|
| 1/4"   | 6010FC025  |
| 3/8"   | 6010FC0375 |
| 1/2"   | 6010FC05   |
| 3/4"   | 6010FC075  |
| 1"     | 6010FC1    |
| 1 1/4" | 6010FC125  |
| 1 1/2" | 6010FC15   |
| 2"     | 6010FC2    |

### TEES




| FIPT   |           |
|--------|-----------|
| 1/4"   | 712525    |
| 3/8"   | 6010T0375 |
| 1/2"   | 711212    |
| 3/4"   | 713434    |
| 1"     | 711010    |
| 1 1/4" | 6010T125  |
| 1 1/2" | 6010T15   |
| 2"     | 6010T2    |

### THREADED PLUGS




| FIPT   |          |
|--------|----------|
| 1/4"   | SCA025   |
| 1/2"   | SCA050   |
| 3/4"   | 6010BF34 |
| 1"     | 6010BF1  |
| 1 1/4" | SCA125   |
| 1 1/2" | SCA150   |
| 2"     | SCA200   |


  


| MIPT   |          |
|--------|----------|
| 1/4"   | 6010B25  |
| 3/8"   | 6010B38  |
| 1/2"   | 6010B12  |
| 3/4"   | 6010B34  |
| 1"     | 6010B1   |
| 1 1/4" | 6010B114 |
| 1 1/2" | 6010B112 |
| 2"     | 6010B2   |


### ELBOWS



| 90° FIPT x FIPT |           |
|-----------------|-----------|
| 1/4"            | 6010914   |
| 3/8"            | 601090038 |
| 1/2"            | 601095    |
| 3/4"            | 6010975   |
| 1"              | 6010901   |
| 1 1/4"          | 601090125 |
| 1 1/2"          | 60109015  |
| 2"              | 6010902   |


  


| 90° MIPT x FIPT |            |
|-----------------|------------|
| 1/4"            | 6010913    |
| 3/8"            | 6010900375 |
| 1/2"            | 60109505   |
| 3/4"            | 601090075  |
| 1"              | 601090     |
| 1 1/4"          | 601097     |
| 1 1/2"          | 601096     |
| 2"              | 601092     |

| 45° FIPT |          |
|----------|----------|
| 1/2"     | S4E050   |
| 3/4"     | S4E075   |
| 1"       | S4E100   |
| 1 1/4"   | S4E125   |
| 1 1/2"   | 60109415 |


### NIPPLES




|                 |            |
|-----------------|------------|
| 1/4" close      | 610151     |
| 1/4" x 3"       | 601104003  |
| 1/4" x 6"       | SNI256     |
| 3/8" close      | 60150375C  |
| 3/8" x 2"       | 60382      |
| 3/8" x 2 1/2"   | SNI3725    |
| 3/8" x 3"       | 60150383   |
| 3/8" x 4"       | 601503754  |
| 3/8" x 5"       | SNI375     |
| 3/8" x 6"       | SNI376     |
| 1/2" close      | 60150500C  |
| 1/2" x 1 1/2"   | SNI051     |
| 1/2" x 2"       | 601105002  |
| 1/2" x 2 1/2"   | 6015150025 |
| 1/2" x 3"       | 60115003   |
| 1/2" x 4"       | 601105004  |
| 1/2" x 5"       | 60111501   |
| 1/2" x 6"       | 60115006   |
| 3/4" close      | 60110750C  |
| 3/4" x 2"       | 601107502  |
| 3/4" x 3"       | 601107530C |
| 3/4" x 4"       | 711005     |
| 3/4" x 5"       | 711015     |
| 3/4" x 6"       | 711003     |
| 3/4" x 8"       | SNI758     |
| 1" close        | 60151000C  |
| 1" x 2"         | 601002     |
| 1" x 3"         | 60111003   |
| 1" x 4"         | 711004     |
| 1" x 5"         | 601110500  |
| 1" x 6"         | 601110006  |
| 1" x 8"         | 60118      |
| 1 1/4" close    | 60111250C  |
| 1 1/4" x 2 1/2" | 601112525  |
| 1 1/4" " x 3"   | 601112503  |
| 1 1/4" " x 4"   | 711006     |
| 1 1/4" " x 5"   | SNI125     |
| 1 1/4" " x 6"   | 711017     |
| 1 1/2" close    | 60111500C  |
| 1 1/2" x 2 1/2" | 6011150025 |
| 1 1/2" x 3"     | 60111503   |
| 1 1/2" x 4"     | 711009     |
| 1 1/2" x 5"     | SNI155     |
| 1 1/2" x 6"     | 601115006  |
| 1 1/2" x 8"     | SNI158     |
| 2" close        | 60152000C  |
| 2" x 3"         | SNI203     |
| 2" x 6"         | 601120006  |

Other lengths available:  
12"-24"-48"-72"-96". Contact us.

### REDUCERS



| FIPT x FIPT     |        |
|-----------------|--------|
| 1/4" x 3/8"     | SC2537 |
| 1/2" x 1/4"     | SC5025 |
| 1/2" x 3/8"     | SC5037 |
| 3/4" x 1/4"     | SC7525 |
| 3/4" x 3/8"     | SC7537 |
| 3/4" x 1/2"     | SC7550 |
| 1" x 1/4"       | SC1025 |
| 1" x 3/8"       | SC1037 |
| 1" x 1/2"       | SC1050 |
| 1" x 3/4"       | SC1075 |
| 1 1/4" x 1/2"   | SC1250 |
| 1 1/4" x 3/4"   | SC1275 |
| 1 1/4" x 1"     | SC1210 |
| 1 1/2" x 1/2"   | SC1550 |
| 1 1/2" x 3/4"   | SC1575 |
| 1 1/2" x 1"     | SC1510 |
| 1 1/2" x 1 1/4" | SC1512 |
| 2" x 1"         | SC2010 |
| 2" x 1 1/2"     | SC2015 |

| MIPT x FIPT     |        |
|-----------------|--------|
| 1/4" x 3/8"     | 711014 |
| 1/2" x 1/4"     | 715025 |
| 1/2" x 3/8"     | 705038 |
| 3/4" x 1/4"     | 713414 |
| 3/4" x 3/8"     | 713438 |
| 3/4" x 1/2"     | 713412 |
| 1" x 1/4"       | 714014 |
| 1" x 3/8"       | SB1037 |
| 1" x 1/2"       | 711012 |
| 1" x 3/4"       | 711034 |
| 1 1/4" x 3/8"   | SB1237 |
| 1 1/4" x 1/2"   | 665551 |
| 1 1/4" x 3/4"   | 714075 |
| 1 1/4" x 1"     | 714100 |
| 1 1/2" x 1/2"   | 712050 |
| 1 1/2" x 3/4"   | 712034 |
| 1 1/2" x 1"     | 711210 |
| 1 1/2" x 1 1/4" | 712114 |
| 2" x 1/2"       | SB2050 |
| 2" x 3/4"       | 711013 |
| 2" x 1"         | 711020 |
| 2" x 1 1/4"     | 711225 |
| 2" x 1 1/2"     | 712015 |
| 3" x 2"         | 710302 |



### BUTTERFLY VALVES



|     |          |
|-----|----------|
| 1½" | 60T150   |
| 2"  | 60P88CC2 |
| 2½" | 60T212   |
| 3"  | 60T300   |



BUTTERFLY VALVE EPDM GASKET (BLACK BALL)

|     |                       |
|-----|-----------------------|
| 1½" | 60GASKETVALPAP112EPDM |
| 2"  | 60GASKETVALPAP2EPDM   |
| 2½" | 60GASKET212EPDM       |
| 3"  | 60GASKETVALPAP3EPDM   |
| 4"  | 60GASKETVALPAP4EPDM   |

### CLIPS X FIPT FERRULES



|          |               |
|----------|---------------|
| 1½" x ¾" | 6788991D3     |
| 1½" x 1" | 6788991D4     |
| 2" x 1¼" | 67THRE2X114ST |
| 2" x 1½" | 6598140       |
| 2" x 2"  | 6598142       |
| 2½" x 2" | 6598141       |

### QUICK COUPLINGS



COMPLETE SET

|     |          |
|-----|----------|
| ¾"  | 662034SS |
| 1"  | 662015SS |
| 1¼" | 662014SS |
| 1½" | 662012SS |
| 2"  | 662025SS |

INSERTION PART ONLY

|     |        |
|-----|--------|
| ¾"  | 736650 |
| 1"  | 736651 |
| 1¼" | 736652 |
| 1½" | 736655 |
| 2"  | 736656 |

### CLIPS X MIPT FERRULES



|           |            |
|-----------|------------|
| 1½" x ½"  | 66624      |
| 1½" x ¾"  | 736654     |
| 1½" x 1"  | 6788991D1  |
| 1½" x 1¼" | 770060     |
| 1½" x 1½" | 770024     |
| 2" x 1¼"  | 60R14SW214 |
| 2" x 2"   | 60R14SW22  |
| 2" x 1½"  | 60R14SW215 |
| 2½" x 2"  | 770049     |

### CLIPS FERRULES



QUICK

|     |           |
|-----|-----------|
| 1½" | 60R13C112 |
| 2"  | 60R13C2   |
| 2½" | 60R13C212 |
| 3"  | 60R13C3   |




HEAVY DUTY

|     |            |
|-----|------------|
| 1½" | 60R13HC112 |
| 2"  | 60R13HC2   |
| 2½" | 60R13HC212 |
| 3"  | 60R13HC3   |
| 4"  | 60R13HC    |

### SILICONE GASKETS FOR FERRULES



|     |                 |
|-----|-----------------|
| 1½" | 60GASKET112SILI |
| 2"  | 60GASKET2SILI   |
| 2½" | 60GASKET212SILI |
| 3"  | 60GASKET3       |
| 4"  | 60GASKET4       |



**STAINLESS STEEL PLUMBING IS OUR BUSINESS!**

**CDL IS THE NUMBER 1!**

**OUR TEAM HAS THE EXPERTISE TO INSTALL AND REPAIR AT YOUR FACILITIES ALL YOUR STAINLESS STEEL PLUMBING NEEDS.**

**CALL OUR SERVICE DEPARTMENT FOR MORE INFORMATION.**

## STAINLESS STEEL QUICK COUPLINGS

### PART A



|        |             |
|--------|-------------|
| 1/2"   | 66209005-A  |
| 3/4"   | 662090075-A |
| 1"     | 662090100-A |
| 1 1/4" | 662090125-A |
| 1 1/2" | 662090150-A |
| 2"     | 662090200-A |
| 3"     | 662090300-A |

### PART B



|        |             |
|--------|-------------|
| 1/2"   | 66209005-B  |
| 3/4"   | 662090075-B |
| 1"     | 662090100-B |
| 1 1/4" | 662090125-B |
| 1 1/2" | 662090150-B |
| 2"     | 662090200-B |
| 3"     | 662090300-B |

### PART C



|        |             |
|--------|-------------|
| 1/2"   | 66209005-C  |
| 3/4"   | 662090075-C |
| 1"     | 662090100-C |
| 1 1/4" | 662090125-C |
| 1 1/2" | 662090150-C |
| 2"     | 662090200-C |
| 3"     | 662090300-C |

### PART D



|        |             |
|--------|-------------|
| 1/2"   | 66209005-D  |
| 3/4"   | 662090075-D |
| 1"     | 662090100-D |
| 1 1/4" | 662090125-D |
| 1 1/2" | 662090150-D |
| 2"     | 662090200-D |
| 3"     | 662090300-D |

## BEST PRICE/QUALITY RATIO!

### PART E



|        |             |
|--------|-------------|
| 1/2"   | 66209005-E  |
| 3/4"   | 662090075-E |
| 1"     | 662090100-E |
| 1 1/4" | 662090125-E |
| 1 1/2" | 662090150-E |
| 2"     | 662090200-E |
| 3"     | 662090300-E |

### PART F



|        |             |
|--------|-------------|
| 1/2"   | 66209005-F  |
| 3/4"   | 662090075-F |
| 1"     | 662090100-F |
| 1 1/4" | 662090125-F |
| 1 1/2" | 662090150-F |
| 2"     | 662090200-F |
| 3"     | 662090300-F |

### PART DP



|        |              |
|--------|--------------|
| 3/4"   | 662090075-DP |
| 1"     | 662090100-DP |
| 1 1/2" | 662090150-DP |
| 2"     | 662090200-DP |
| 3"     | 662090300-DP |

### PART DC



|        |              |
|--------|--------------|
| 3/4"   | 662090075-DC |
| 1"     | 662090100-DC |
| 1 1/2" | 662090150-DC |
| 2"     | 662090200-DC |
| 3"     | 662090300-DC |

## QUICK COUPLINGS / POLYETHYLENE



### GASKETS



|                  |         |
|------------------|---------|
| 3/4"             | 6607901 |
| 1"               | 6607902 |
| 1 1/4" et 1 1/2" | 6607903 |
| 2"               | 6607904 |
| 3"               | 6607905 |



|                        |       |
|------------------------|-------|
| REDUCERS   MIPT x FIPT |       |
| 3" x 2"                | 63251 |



|                       |       |
|-----------------------|-------|
| NIPPLES   MIPT x MIPT |       |
| 2"                    | 63248 |
| 3"                    | 63247 |


## COMPLETE SELECTION AVAILABLE IN STORE!



### BALL VALVES

|                 |        |
|-----------------|--------|
| 2"   FIPT       | 63242  |
| 2"   MIPT       | 63243  |
| 2"   3-way FIPT | 710156 |
| 3"   FIPT       | 63253  |





### A- COUPLINGS WITHOUT RESTRICTION

| MIPT x INS |        |
|------------|--------|
| 3/4"       | 630100 |
| 1"         | 630101 |
| 1 1/4"     | 630102 |
| 1 1/2"     | 630103 |

### B- ADAPTORS

| INS x FIPT |       |
|------------|-------|
| 1/2"       | 64091 |
| 3/4"       | 64092 |
| 1"         | 64093 |
| 1 1/4"     | 64094 |
| 1 1/2"     | 64096 |
| 2"         | 63230 |

| MIPT x INS |       |
|------------|-------|
| 1/2"       | 66195 |
| 3/4"       | 64054 |
| 1"         | 64056 |
| 1 1/4"     | 66198 |
| 1 1/2"     | 66199 |
| 2"         | 66200 |

### C- REDUCING ADAPTORS

| MIPT x INS      |         |
|-----------------|---------|
| 1/2" x 3/4"     | 64053   |
| 1/2" x 1"       | 6605301 |
| 3/4" x 1/2"     | 64058   |
| 3/4" x 1"       | 63200   |
| 1" x 3/4"       | 66089   |
| 1" x 1 1/4"     | 63205   |
| 1" x 1 1/2"     | 63204   |
| 1 1/4" x 3/4"   | 64060   |
| 1 1/4" x 1"     | 64062   |
| 1 1/4" x 1 1/2" | 63206   |
| 1 1/2" x 1"     | 64064   |
| 1 1/2" x 1 1/4" | 64066   |
| 1 1/2" x 2"     | 63208   |
| 2" x 1 1/2"     | 63210   |

### D- TEES

| INS x INS x INS          |          |
|--------------------------|----------|
| 1/2"                     | 66022    |
| 3/4"                     | 66023    |
| 1"                       | 66029    |
| 1 1/4"                   | 6602801  |
| 1 1/2"                   | 66030    |
| 2"                       | 66033    |
| 1/2" x 1/2 x 3/4"        | 63150    |
| 3/4" x 3/4" x 1/2"       | 635002   |
| 3/4" x 3/4" x 1"         | 63152    |
| 1" x 1" x 1/2"           | 6602401  |
| 1" x 1" x 3/4"           | 66024    |
| 1" x 1" x 1 1/4"         | 66020    |
| 1 1/4" x 1" x 1/2"       | 6602001  |
| 1 1/4" x 1" x 3/4"       | 6602002  |
| 1 1/4" x 1" x 1"         | 6602003  |
| 1 1/4" x 1 1/4" x 1/2"   | 6602004  |
| 1 1/4" x 1 1/4" x 3/4"   | 66025    |
| 1 1/4" x 1 1/4" x 1"     | 66028    |
| 1 1/2" x 1 1/4" x 1"     | 66028011 |
| 1 1/2" x 1 1/4" x 1 1/4" | 66028021 |
| 1 1/2" x 1 1/2" x 1/2"   | 6602803  |
| 1 1/2" x 1 1/2" x 3/4"   | 66026    |
| 1 1/2" x 1 1/2" x 1"     | 66027    |
| 1 1/2" x 1 1/2" x 1 1/4" | 66021    |
| 2" x 1 1/2" x 1 1/2"     | 6602101  |
| 2" x 2" x 1/2"           | 6602102  |
| 2" x 2" x 3/4"           | 6602103  |
| 2" x 2" x 1"             | 66357    |
| 2" x 2" x 1 1/4"         | 6602105  |
| 2" x 2" x 1 1/2"         | 6602106  |

| INS x INS x MIPT         |         |
|--------------------------|---------|
| 3/4" x 3/4" x 3/4"       | 678483  |
| 1" x 1" x 1"             | 678484  |
| 1 1/4" x 1 1/4" x 1 1/4" | 678485  |
| 1 1/2" x 1 1/2" x 1 1/2" | 6602804 |
| 2" x 2" x 2"             | 660331  |

| INS x INS x FIPT       |          |
|------------------------|----------|
| 3/4" x 3/4" x 1/2"     | 6602901  |
| 1" x 1" x 1/2"         | 6602701  |
| 1 1/4" x 1 1/4" x 1/2" | 66025010 |
| 1 1/2" x 1 1/2" x 1/2" | 6602601  |

### E- CONNECTORS

| INS x INS |       |
|-----------|-------|
| 1/2"      | 66012 |
| 3/4"      | 66013 |
| 1"        | 66014 |
| 1 1/4"    | 66015 |
| 1 1/2"    | 66016 |
| 2"        | 63220 |

### F- REDUCERS

| INS x INS       |       |
|-----------------|-------|
| 3/4" x 1/2"     | 66069 |
| 1" x 1/2"       | 66066 |
| 1" x 3/4"       | 66065 |
| 1 1/4" x 3/4"   | 66092 |
| 1 1/4" x 1"     | 66073 |
| 1 1/2" x 3/4"   | 66093 |
| 1 1/2" x 1"     | 63175 |
| 1 1/2" x 1 1/4" | 66078 |
| 2" x 1"         | 63222 |
| 2" x 1 1/4"     | 63225 |
| 2 x 1 1/2"      | 66067 |

### G- 90° ELBOWS

| INS x INS |       |
|-----------|-------|
| 1/2"      | 66045 |
| 3/4"      | 66046 |
| 1"        | 64068 |
| 1 1/4"    | 64070 |
| 1" x 3/4" | 64073 |
| 1 1/2"    | 64072 |
| 2"        | 66666 |
| 3"        | 66677 |

| INS x FIPT  |       |
|-------------|-------|
| 3/4" x 1/2" | 63156 |
| 1" x 1/2"   | 64071 |

### H- CAPS

| INS    |       |
|--------|-------|
| 1/2"   | 66076 |
| 3/4"   | 66043 |
| 1"     | 66059 |
| 1 1/4" | 66060 |
| 1 1/2" | 66061 |
| 2"     | 66062 |

# COMPLETE SELECTION AVAILABLE IN STORE!

## CROSSES (SLIP)



|     |         |
|-----|---------|
| 1"  | 6608152 |
| 1½" | 6608153 |
| 2"  | 6608154 |
| 2½" | 6608156 |
| 3"  | 6608155 |

## Y (SLIP)



|     |         |
|-----|---------|
| 1"  | 6613149 |
| 1½" | 6613150 |
| 2"  | 6613152 |
| 3"  | 661330  |

## TEES



| FIPT x FIPT x FIPT |       |
|--------------------|-------|
| ½"                 | 63177 |
| ¾"                 | 63182 |
| 1"                 | 63180 |
| 1¼"                | 63178 |
| 1½"                | 63179 |
| 2"                 | 63181 |



| SLIP x SLIP x SLIP |          |
|--------------------|----------|
| 1"                 | 63184    |
| 1½"                | 66058150 |
| 2"                 | 665545   |
| 3"                 | 664565   |
| 4"                 | 664599   |



| SLIP x SLIP x FIPT |          |
|--------------------|----------|
| 1"                 | 631801   |
| 1½"                | 66058151 |
| 2"                 | 665637   |



| PVC SUPPORT     |         |
|-----------------|---------|
| 1" x 1" x 1"    | 6645303 |
| 1½" x 1½" x 1½" | 6645304 |
| 2" x 2" x 2"    | 6645305 |
| 3" x 3" x 2"    | 6645306 |

## ELBOWS





| 90° ELBOWS (SP x SLIP) |          |
|------------------------|----------|
| 1¼"                    | 66147    |
| 1½"                    | 66088152 |
| 2"                     | 665530   |
| 3"                     | 665499   |
| 4"                     | 63214    |



| 90° ELBOWS (MIPT x SLIP) |          |
|--------------------------|----------|
| 1"                       | 631982   |
| 1½"                      | 66088154 |
| 2"                       | 665527   |



| 90° ELBOWS (FIPT x SLIP) |  |
|--------------------------|--|
| 1"                       | 631981   |
| 1¼"                      |  66068161 |
| 1½"                      | 66088151   |
| 2"                       | 665532   |
| 2" x 1½"                 |  66068159 |
| 3"                       | 665528   |
| 4"                       | 63216  |



| 90° ELBOWS (SLIP x SLIP) |          |
|--------------------------|----------|
| 1"                       | 63207    |
| 1¼"                      | 661471   |
| 1½"                      | 66088150 |
| 2"                       | 665526   |
| 2½"                      | 665543   |
| 3"                       | 665534   |
| 4"                       | 63203    |



| 90° ELBOWS (FIPT x FIPT) |       |
|--------------------------|-------|
| ½"                       | 63190 |
| 1"                       | 63192 |
| 1¼"                      | 63193 |
| 1½"                      | 63194 |



| 90° ELBOWS (SP x FIPT) |          |
|------------------------|----------|
| 1½"                    | 66088160 |



| 90° ELBOWS (MIPT x FIPT) |        |
|--------------------------|--------|
| ½"                       | 63196  |
| ¾"                       | 63197  |
| 1"                       | 63198  |
| 1¼"                      | 63163  |
| 1½"                      | 63166  |
| 2"                       | 64086  |
| 3"                       | 665512 |



| 22.5° ELBOWS (SLIP x SLIP) |          |
|----------------------------|----------|
| 1½"                        | 66088156 |
| 2"                         | 665540   |
| 3"                         | 665529   |



| 90° ELBOWS (MIPT x FIPT) |        |
|--------------------------|--------|
| ½"                       | 63196  |
| ¾"                       | 63197  |
| 1"                       | 63198  |
| 1¼"                      | 63163  |
| 1½"                      | 63166  |
| 2"                       | 64086  |
| 3"                       | 665512 |



| 45° ELBOWS (SLIP x SLIP) |          |
|--------------------------|----------|
| 1"                       | 63130    |
| 1¼"                      | 63131    |
| 1½"                      | 66088153 |
| 2"                       | 665531   |
| 3"                       | 665536   |
| 4"                       | 63215    |



| 45° ELBOWS (SP x SLIP) |  |
|------------------------|--|
| 3"                     |  66549945 |



## ADAPTORS



| SP x FIPT |          |
|-----------|----------|
| 1"        | 63015    |
| 1½"       | 66068154 |
| 2"        | 665585   |
| 3"        | 6606806  |



| FIPT x SLIP |          |     |         |
|-------------|----------|-----|---------|
| 1"          | 63012    | 2½" | 6606804 |
| 1½"         | 64095    | 3"  | 6606803 |
| 1½"         | 66068153 | 4"  | 664094  |
| 2"          | 665546   |     |         |



| MIPT x SP |   |          |
|-----------|---|----------|
| 1½"       |  | 66068160 |
| 2"        |  | 66068158 |



| SLIP x INS |         |
|------------|---------|
| 1"         | 63011   |
| 1½"        | 665557  |
| 2"         | 6655461 |



| MIPT x SLIP |          |
|-------------|----------|
| 1" x 1"     | 63010    |
| 1¼" x 1¼"   | 63014    |
| 1½" x 1½"   | 66068150 |
| 2" x 2"     | 665525   |
| 2½" x 2½"   | 665547   |
| 3" x 3"     | 6606801  |
| 4" x 4"     | 665506   |

## REDUCERS



| MIPT x FIPT |         |
|-------------|---------|
| ½" x ¼"     | 66975   |
| ¾" x ¼"     | 660777  |
| ¾" x ½"     | 63185   |
| 1" x ¼"     | 63051   |
| 1" x ½"     | 66973   |
| 1" x ¾"     | 63050   |
| 1¼" x ½"    | 63171   |
| 1¼" x 1"    | 63170   |
| 1½" x ¾"    | 66976   |
| 1½" x 1"    | 66977   |
| 1½" x 1¼"   | 66974   |
| 2" x ¾"     | 669782  |
| 2" x 1"     | 669791  |
| 2" x 1¼"    | 66978   |
| 2" x 1½"    | 66979   |
| 2½" x 2"    | 6697951 |



| SP x FIPT |           |
|-----------|-----------|
| 1¼" x 1"  | 660781251 |
| 1½" x ¾"  | 66078151  |
| 1½" x 1"  | 66078150  |
| 1½" x 1¼" | 66078152  |
| 2" x ¾"   | 66078275  |
| 2" x 1"   | 66078201  |
| 2" x 1¼"  | 66078153  |
| 2" x 1½"  | 66078250  |
| 3" x 2½"  | 660101    |
| 4" x 3"   | 6625475   |



| SLIP x SLIP |        |
|-------------|--------|
| 1¼" x 1"    | 66990  |
| 1½" x 1"    | 669779 |
| 2" x 1½"    | 669797 |
| 3" x 2"     | 669793 |



| MIPT x SLIP |          |
|-------------|----------|
| 1¼" x 1½"   | 66068151 |
| 2" x 1½"    | 66068152 |
| 2½" x 3"    | 6606802  |



| SP x SLIP |        |
|-----------|--------|
| 1½" x 1"  | 669783 |
| 1½" x 1¼" | 660481 |
| 2" x ¾"   | 669787 |
| 2" x 1½"  | 662545 |
| 2½" x 1½" | 669795 |
| 2½" x 2"  | 669794 |
| 3" x 1½"  | 669786 |
| 3" x 2"   | 679799 |
| 3" x 2½"  | 669796 |
| 4" x 2"   | 669788 |
| 4" x 3"   | 669778 |

## CONNECTORS (SLIP)





|     |          |
|-----|----------|
| 1"  | 66452    |
| 1½" | 66098150 |
| 2"  | 665535   |
| 3"  | 668831   |
| 4"  | 668835   |

### CAPS

|  | SLIP |         |
|--|------|---------|
|   | 1"   | 669734  |
|  | 1½"  | 630351  |
|  | 2"   | 668820  |
|  | 3"   | 66881   |
|  | 4"   | 66882   |
|  | FIPT |         |
|   | ½"   | 660521  |
|  | ¾"   | 660801  |
|  | 1"   | 660802  |
|  | 1¼"  | 660586  |
|  | 1½"  | 630352  |
|  | 2"   | 660583  |
|  | 2½"  | 660584  |
|  | 3"   | 660806  |
|  | MIPT |         |
|  | ¼"   | 66053   |
|  | ½"   | 66052   |
|  | ¾"   | 6606101 |
|  | 1"   | 6606102 |
|  | 1¼"  | 6606103 |
|  | 1½"  | 63035   |
|  | 2"   | 66058   |
|  | 2½"  | 660585  |
|  | 3"   | 66884   |
|  | 4"   | 66885   |





### QUICK CONNECTORS

|  | SLIP x SLIP |         |
|--|-------------|---------|
|  | 1"          | 66699   |
|  | 1¼"         | 667003  |
|  | 1½"         | 66700   |
|  | 2"          | 66701   |
|  | 3"          | 66702   |
|  | 4"          | 667044  |
|  | FIPT x FIPT |         |
|  | 1"          | 66698   |
|  | 1¼"         | 667004  |
|  | 1½"         | 6670012 |
|  | 2"          | 667012  |
|  | 3"          | 66693   |

### CLAMPS

#### ANSWERS SUGARMAKER'S NEEDS

|   |             |         |
|---|-------------|---------|
|  | HS-10 (¾")  | 660822  |
|   | HS-16 (1")  | 6608301 |
|   | HS-20 (1¼") | 6608311 |
|   | HS-24 (1½") | 660841  |
|   | HS-32 (2")  | 60HAS32 |

|  |     |          |
|--|-----|----------|
|  | 1"  | 660848HD |
|  | 1¼" | 660838HD |
|  | 1½" | 660849HD |
|  | 1"  | 660848   |
|  | 1¼" | 660838   |
|  | 1½" | 660849   |
|  | 2"  | 660843   |
|  | 3"  | 660842   |
|  | 4"  | 660854   |
|  | 1"  | 660848S  |
|  | 1¼" | 660838S  |
|  | 1½" | 660849S  |
|  | 2"  | 660843S  |
|  | 3"  | 660842S  |
|  | 1½" | 660846   |
|  | 2"  | 660847   |

### ADHESIVES AND TEFLON



|          |   |  |         |
|----------|---|--|---------|
| <b>A</b> | FusionPro tape, 2,5 cm x 3 m (1" x 10')   |  <b>NEW</b> | 6613001 |
| <b>B</b> | PVC glue, 118 ml  |  | 667055  |
|          | PVC glue, 473 ml  |  | 667056  |
| <b>C</b> | Teflon, ½" x 40' (10 m)   |  | 64100   |
| <b>D</b> | Blue Monster Teflon tape ½" x 1429"   |  | 64102   |
| <b>E</b> | Pink Teflon, ½" x 260"<br>Pink Teflon, ½" x 45' (10 m) Pink Teflon is designed for plumbing.<br>More resistant than white Teflon. |  | 64105   |
| <b>F</b> | Grey Teflon, ½" x 260"<br>Grey Teflon is designed for stainless steel fittings.   |  | 64106   |



## PVC VALVES



### BALL VALVES (FIPT)

|        |       |
|--------|-------|
| 1/2"   | 63100 |
| 3/4"   | 63105 |
| 1"     | 63110 |
| 1 1/4" | 63115 |
| 1 1/2" | 63120 |
| 2"     | 63125 |
| 3"     | 63128 |



### GATE VALVES (SLIP)

|        |          |
|--------|----------|
| 1"     | 66175031 |
| 1 1/2" | 6617504  |
| 2"     | 6617506  |
| 3"     | 6617507  |
| 4"     | 6617509  |



### BALL VALVES HEAVY DUTY (FIPT)

|        |        |
|--------|--------|
| 1/2"   | 63100R |
| 3/4"   | 63105R |
| 1"     | 63110R |
| 1 1/4" | 63115R |
| 1 1/2" | 63120R |
| 2"     | 63125R |
| 3"     | 63128R |

## STAINLESS STEEL VALVES



### BALL VALVES (FIPT)

|        |           |
|--------|-----------|
| 1/4"   | 6617053   |
| 3/8"   | 601438    |
| 1/2"   | 601412    |
| 3/4"   | 601475    |
| 1"     | 6013TBV21 |
| 1 1/4" | 601414    |
| 1 1/2" | 601415    |
| 2"     | 6013TBV22 |



### BALL VALVES (INS x INS)

|      |          |
|------|----------|
| 3/4" | 66177075 |
| 1"   | 66177100 |



### BALL VALVES (INS x FIPT)

|      |          |
|------|----------|
| 3/4" | 66178075 |
| 1"   | 66178100 |



### 3-WAY VALVES (OSMOSIS)

|      |       |
|------|-------|
| 3/4" | 71017 |
| 1"   | 71014 |

### 3-WAY VALVES (STANDARD)

|      |        |
|------|--------|
| 3/4" | 71076W |
| 1"   | 71077W |

## PVC SINGLE UNION VALVES



### FIPT x FIPT

|        |         |
|--------|---------|
| 1"     | 6618100 |
| 1 1/2" | 6618101 |
| 2"     | 6618102 |



### SLIP

|        |         |
|--------|---------|
| 1"     | 6618103 |
| 1 1/2" | 6618104 |
| 2"     | 6618105 |

## CHECK VALVES



### SLIP x SLIP CLEAR PVC

|        |         |
|--------|---------|
| 1 1/2" | 6607112 |
| 2"     | 660702  |
| 3"     | 660703  |

### FIPT x FIPT CLEAR PVC

|        |        |
|--------|--------|
| 1/2"   | 660712 |
| 3/4"   | 660734 |
| 1"     | 660701 |
| 1 1/4" | 660714 |
| 1 1/2" | 660715 |
| 2"     | 660716 |



### FIPT x FIPT

|      |        |
|------|--------|
| 1/2" | 660731 |
| 3/4" | 660733 |
| 1"   | 660711 |



Stainless steel

### SWING CHECK VALVES

|        |        |
|--------|--------|
| 3/4"   | 71013  |
| 1"     | 71011  |
| 1 1/2" | 660706 |
| 2"     | 660705 |

### PVC RIGID PIPES

\*Price by foot



Sold in 10' length

| WHITE |         |
|-------|---------|
| 1"    | 6645100 |
| 1½"   | 6645006 |
| 2"    | 6645020 |
| 3"    | 6645011 |
| 4"    | 664513  |



Sold in 8' length

| CLEAR |            |
|-------|------------|
| 1½"   | 6625601040 |
| 2"    | 6625801040 |

### PVC FLEXIBLE PIPES

\*Price per foot



Not approved food grade

|     |         |
|-----|---------|
| 1"  | 6645101 |
| 1½" | 6645001 |
| 2"  | 6645002 |
| 3"  | 6645003 |

### PVC STRAPS



|     |        |
|-----|--------|
| 1"  | 667401 |
| 1¼" | 667413 |
| 1½" | 667415 |
| 2"  | 667420 |
| 3"  | 667430 |

### HOSES

#### CLEAR FLEXIBLE VACUUM



|     |          |
|-----|----------|
| ¾"  | 66450512 |
| 1"  | 6645051  |
| 1¼" | 664504   |
| 1½" | 664505   |
| 2"  | 6614922  |
| 3"  | 664503   |

#### FLEXIBLE HIGH PRESSURE



|     |             |
|-----|-------------|
| ¾"  | 66243       |
| 1"  | 6600400     |
| 1¼" | 6600500     |
| 1½" | 66006099200 |
| 2"  | 661491      |

100 PSI and more (pressure)  
For pressure pumps



ONLY AVAILABLE  
IN THE USA

#### GREEN FLEXIBLE




For extractors plumbing.

|     |        |
|-----|--------|
| 1"  | 620610 |
| 1¼" | 620612 |
| 1½" | 620615 |
| 2"  | 620620 |
| 3"  | 62030  |
| 4"  | 620640 |

### HOSES FOR FILTER PRESSES

\*Price per foot



A Clear 5/8" 6600210

A Clear 1" 6600110

B 5/8" High temperature high pressure  
Use between the pump and the plates. 66285

### 1/4" POLYETHYLENE TUBING

\*Price per foot



| 1/4" POLYETHYLENE |        |
|-------------------|--------|
| 1/4"              | 661415 |

### RUBBER COUPLINGS AND CLAMPS



| COUPLINGS |        |
|-----------|--------|
| 1¼"       | 66094  |
| 1½"       | 669050 |
| 2"        | 669051 |
| 3"        | 669058 |
| 4"        | 669060 |



| REDUCERS  |        |
|-----------|--------|
| 1½" x 1¼" | 66099  |
| 2" x 1½"  | 66098  |
| 4" x 2"   | 669054 |
| 3" x 4"   | 669059 |

# Your sugaring operation's **intelligence**





# LET CDL INTELLIGENCE DO THE WORK FOR YOU!

The CDL Intelligence system gives you 24/7 real-time access to your sugarbush's key data so you can better understand your performance and ultimately boost your profitability.

Choosing CDL Intelligence means choosing a simple, reliable, and stable system that will help you:

- > Understand your sugarbush's situation in real time
- > Make sure your pumping stations are working properly
- > Get the most out of your equipment
- > Take control remotely as soon as a problem arises
- > Save time and money



SCAN TO SEE THE VIDEO

[bit.ly/cdlvideos](https://bit.ly/cdlvideos)



MAPLE SUGARING  
MANAGEMENT SYSTEM

**CDL Intelligence**, a sugarhouse management system that allows the complete automation of systems and processes.

From surveillance to absolute control and automation of the systems of your sugaring operation, **let CDL intelligence do the work for you!**



**Easy to install,  
easy to use**



**Quick return on  
investment**

Boost production by at least 1/2 lb per tap while reducing labor costs



**Automatic  
remote updates**



**CDL maintenance  
and technical service**

## HERE ARE THE FEATURES YOU'LL HAVE AT YOUR FINGERTIPS WHEN YOU CHOOSE A CDL INTELLIGENCE SYSTEM:

- > Satellite overview of your sugarbush and tubing with a satellite map (KML/GPS/GPX)
- > Detection of leaks and loss of vacuum in the sugarbush
- > Remote vacuum control and start/stop
- > Pumping station monitoring
- > Tank level monitoring
- > Remote valve and pump start/stop
- > Temperature-based vacuum and drive adjustment
- > Continuous flowmeter and Brix readings
- > Integrated communication with Intelligent RO
- > Support for multiple communication gateways (remote and not)
- > Remote cloud-based access from your computer, tablet or smartphone
- > Notifications on your smart phone or tablet
- > Day and night infrared camera surveillance
- > Automation of many repetitive daily tasks
- > Ability to have multiple users with different levels of control
- > Time and employee task management
- > Geolocation of employees in the woods
- > Control and protection module for pressure pumps
- > Control and protection for manual RO


# WISEMESH



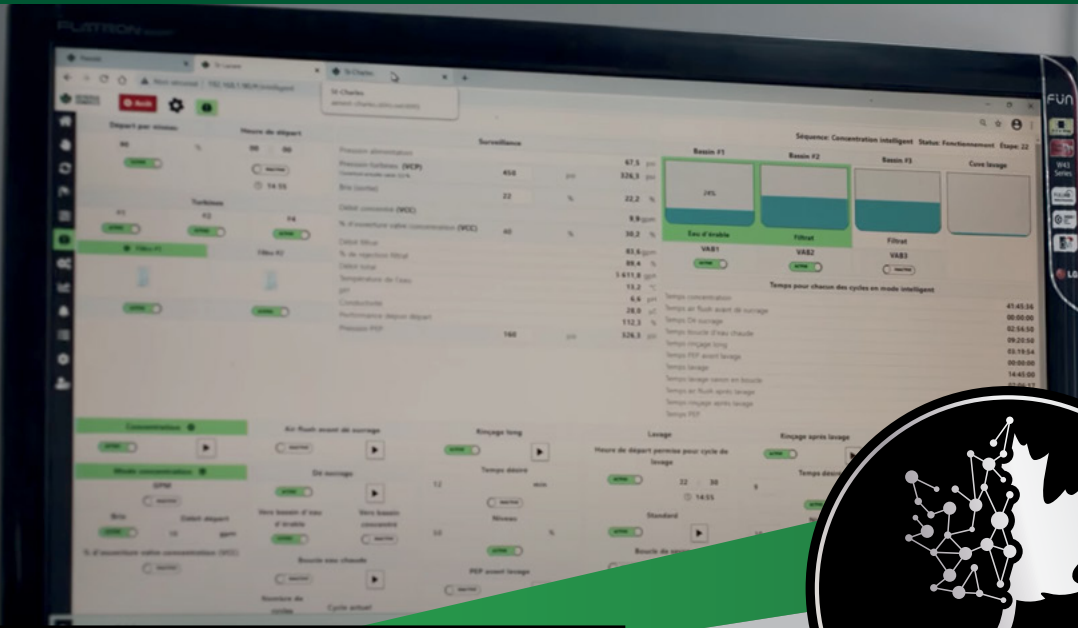
SMART MAPLE PRODUCTION NETWORK

**THE ONLY INTELLIGENT NETWORK DEDICATED AT 100% FOR MAPLE SUGARING, TOTALLY DEVELOPED BY CDL.**

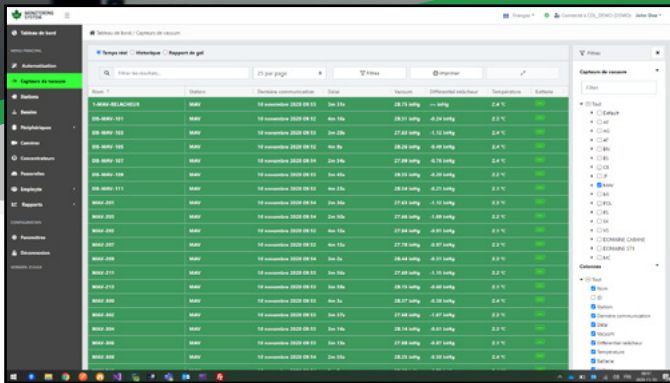
Your CDL Intelligence system is supported by the CDL Wisemesh network. The experience acquired with the thousands of installed sensors allows us to offer **the only maple sugaring intelligent network on the market.**



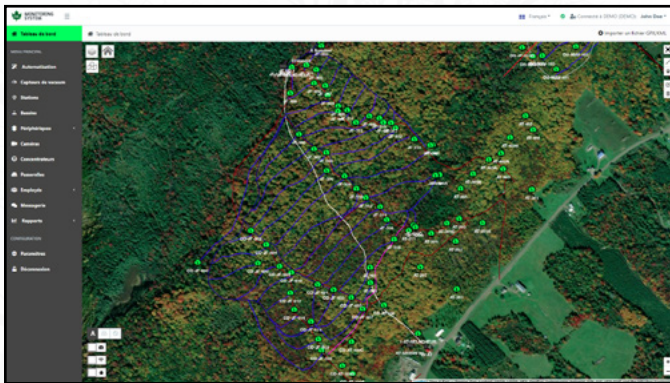




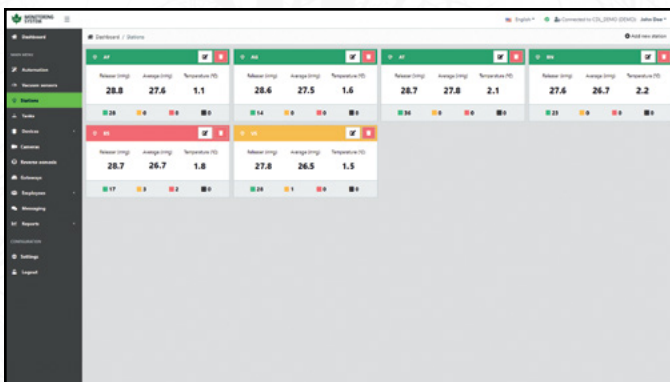
MAPLE SUGARING  
MANAGEMENT SYSTEM



Vacuum table



Interface overview



Station overview

**WITH CDL INTELLIGENCE,  
YOU'RE GAINING ACCESS  
TO A RESPONSIVE,  
USER-FRIENDLY  
INTERFACE.**

**IT'S GUARANTEED TO  
MAKE LIFE EASIER,  
WHETHER OR NOT  
YOU'RE TECH-SAVVY.**

- > Data accessible anytime, from anywhere
- > Resolution adjusted for your computer, tablet, or smartphone
- > Simplified design for even more intuitive navigation



## STARTER KIT

**KIT INCLUDES:**

- > 5 single vacuum sensors
- > 1 gateway
- > 1 controller (mini-pc)
- > 1 HD monitoring screen
- > 1 wireless mouse + keyboard

Possibility to add-on to your needs over the years.

21090-EN



## OUTDOORS



|  |           |   |          |
|--|-----------|---|----------|
| <p><b>A Vacuum sensor (single)</b><br/>Remotely measure the vacuum in one master line and see the ambient temperature in the woods. Batteries recharged by solar power.</p>  | SE100-V   | <p><b>C Communication gateway V2</b><br/>Ensures that information is transmitted between the wireless vacuum sensors and the control hub.</p> | SG100-V2 |
| <p><b>B Vacuum sensor (double)</b><br/>Remotely measure the vacuum in two master lines and see the ambient temperature in the woods. Batteries recharged by solar power.</p> | SE100-V-2 | <p><b>D Qi wireless charger and AC/DC adaptor PG200 assy</b><br/>Induction charger for the portable gateway.</p>                              | 22201A   |
|  |           | <p><b>E V2 antenna deportation kit (20 ft)</b></p>  | 21072    |

## INTERFACE


**CDL Control base**

Microcomputer required to run your CDL Intelligence system on your devices (computer, tablet, smartphone).

21082A



## PUMPING STATION



- A Tank level sensor**  
 See the levels of sap or concentrate remotely, in real time. You can also receive alerts when the water or concentrate reaches a certain level. SA100-HT
- B Tank level sensor holder**  
 Allows you to mount your tank level sensor at the correct distance from the tank walls for a better reading. 21120
- C Multifunction controller (in/out)**  
 Includes two inputs and two outputs. Allows for max 240 V/10 A valve modulation and/or dry-contact on/off. SE200-M2  
*New and ultra-compact design. Works with Wisemesh only.*
- D Tank level sensor kit with probes**  
 Provides automatic control of pressure pumps. 66551
- E Communication module**  
 Can be added to the phase converter for LENZE vacuum pumps to manage RPM based on the outdoor temperature. 21206

## PUMP SAFETY MODULE

### ESSENTIAL FOR YOUR WATER PUMPS PROTECTION



**SCAN TO SEE THE VIDEO**

[bit.ly/cdlvideos](https://bit.ly/cdlvideos)

**Avoid losses and be notified if a problem arises.**

Pump safety module that can easily be integrated to CDL Intelligence maple sugaring management system.

Emergency stop water pump within seconds when desired parameters are not met (minimum pressure, maximum pressure).

Linked with CDL Intelligence, the system will send an alert on your cell phone if a problem occurs.

Operator is also able to consult remotely the status of any pump systems.

- > Waterproof plastic enclosure
- > 110V power supply
- > 1/4" MIPT pressure probe included (to be installed on the discharge line)

### TESTIMONIAL

“Over the years, we’ve had several problems with backflow and mechanical pumps burning out in the spring. The CDL pump safety module quickly lets us know about backup and pressure issues by sending a notification to our phones if the pressure is too high or too low. It lets us diagnose the problem right away and saves us a lot of time and money. It even let me fix a major underground break last year. It paid for itself within a year, and I’ve installed them in each of my 8 pumping stations.”

– **Maxime Poulin,**  
 GOLD SUGAR BUSH INC. – Seboomook Lake, Maine – 92,000 taps

Safety box for local booster water pump only 521252

Safety box for local booster water pump + monitoring 521256

## PUMPING STATION (CONTINUED)



## NANO CDL CELLULAR SURVEILLANCE SYSTEM

With the NANO CDL cellular surveillance system, control remotely your vacuum pump through your smart cell phone.

Eliminate useless steps and revenue losses with this affordable new product!



Compatible with every 120 Volts AC vacuum pumps.  
Possibility to add a 24 Volt AC relay for other types of pumps.

## The NANO CDL system can manage:

- > Start/Stop pump
  - > Manual
  - > Temperature activation
- > Outside temperature readout with calibration at 32°C and 212°C for better accuracy.
- > Real time vacuum readout
- > Tank level warning and automatic turn off
- > Automatic and off-site program updates
- > LTE network
- > Requires cellular coverage by one of these suppliers:
  - > Canada : Rogers, Bell, Telus
  - > USA : AT&T, T-Mobile

## About the app.:


- > Android or Apple
- > Can manage one or many NANO CDL
- > Operation and configuration easy to manage
- > Notifications on your smart phone
- > Multi-users with 3 different access levels
  - > Visualize: To see information and receive alarms
  - > Control: Visualize + modify and control parameters
  - > Admin: Control + manage users

21090-NANO

**Check on the packages offered by CDL!**

**SPECIAL INTRODUCTORY PRICE.  
FIND OUT ABOUT IT!**

**Remote support and installation services throughout the USA and Canada for peace of mind.**





## PUMPING STATION (CONTINUED)

### FLOWMETERS

#### CDL ULTRASONIC FLOWMETER

- > To measure flow per minute and the total quantity of liquid. Works positively and negatively. Possibility to reset to zero.
- > Important: This type of flowmeter cannot be used on the outlets of vacuum extractors. Ideally, these flowmeters should be used at the outlet of a vacuumless transfer pump.
- > Maximum pressure 150 psi.
- > Easily connects to the CDL Intelligence system (monitoring).

|                    |         |
|--------------------|---------|
| 1" RS-485 MESH     | 210100U |
| 1-1/2" RS-485 MESH | 210150U |
| 2" RS-485 MESH     | 210200U |
| 3" RS-485 MESH     | 210300U |



#### CDL ROTARY FLOWMETER

- > To measure flow per minute and the total quantity of liquid. Works positively only. (installation of a check valve is recommended. Possibility to reset to zero.
- > Recommended for applications under vacuum (ex: coming out of an extractor). Works on 24 volt with a transformer included. Maximum pressure 150 psi.
- > Easily connects to the CDL Intelligence system (monitoring).

|                                   |        |
|-----------------------------------|--------|
| 1" RS-485 MESH<br>2.5 - 79 GPM    | 210100 |
| 1-1/2" RS-485 MESH<br>6.5-225 GPM | 210150 |
| 2" RS-485 MESH<br>10.5-357 GPM    | 210200 |
| 3" RS-485 MESH<br>24-739 GPM      | 210300 |



### MOTORIZED VALVES

Use the CDL Intelligence system to remotely control tank drainage valves, discharge tubing, and extractors in remote pumping stations.

|                               |         |
|-------------------------------|---------|
| 120 V   ON/OFF 1-1/2" ferrule | 668408S |
| 120 V   ON/OFF 2" ferrule     | 668409S |
| 120 V   ON/OFF 2-1/2" ferrule | 668410S |
| 120 V   ON/OFF 3" ferrule     | 668411S |
| 120 V   ON/OFF 4" ferrule     | 668412S |



### 4.0 MEGAPIXEL PAN & TILT WIRELESS IP CAMERA

**EASILY FOLLOW  
REMOTELY THE KEY  
OPERATIONS OF YOU  
SUGARBUSH**

**AVAILABLE NOW!**



**AFFORDABLE, STYLISH,  
INTUITIVE, EASY SET UP!**

**Unpack, install and configure your camera YOURSELF without any technician in LESS THAN 5 MINUTES. Thanks to the integrated step-by-step voice assistant!**

**Operates using the CDL Intelligence app.**

- > Very good value for money
- > Easy to install
- > Day and night vision covering up to 33 feet
- > Remotely tiltable panoramic field: wide angle over 355 degrees horizontally and 120 degrees vertically
- > Programming of 16 predefined positions
- > 13 infrared LED lights
- > Works with either ethernet or 2.4/5GHz Dual-Band WiFi networks

20210

## PUMPING STATION (CONTINUED)



### VACUUM REGULATING MODULATING VALVE

#### CDL MONITORING SYSTEM OPTION FOR REMOTE VACUUM MODULATION

#### ADVANTAGES :

- > Improve vacuum management to prevent premature mainline freezing when temperature are close to 0 °C
- > Energy saving when the system is frozen or during the night when the sap is running very little
- > Better vacuum management. Can allow quicker sap flow at the beginning of the day for systems that are not tight

668409

Vacuum regulator and plumbing not included.

SCAN TO SEE  
THE VIDEO  
[bit.ly/cdlvideos](https://bit.ly/cdlvideos)



## EMPLOYEE MANAGEMENT MODULE

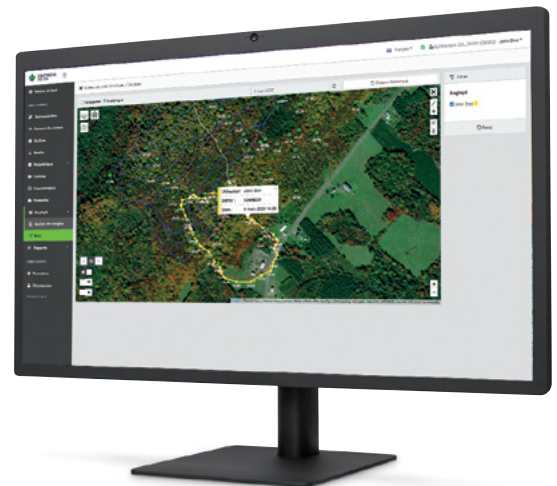
### MANPOWER MANAGEMENT OF YOUR SUGARING BUSINESS CAN NOW BE DONE WITH THE CDL INTELLIGENCE SYSTEM!

#### FROM THE WEB INTERFACE, THE SYSTEM ADMINISTRATOR CAN:

- > **Multi-user management, with different levels of access:**
  - > Visualization of cameras
  - > Equipment control
  - > Access to production reports
  - > Access controlled by employees
- > **Build personalized reports on employee tasks, for example:**
  - > Who did the work
  - > Date the work was done
  - > Time spent on the task
  - > Apply filters on employees, the type of work, the period, etc.
- > **Build timecard reports**
  - > Filter by employee or period
  - > Simplify pay management by getting the time for each employee for a period
- > **Detailed view of timecards**
  - > Day by day time entries detailed by type of task
  - > Filter per period

#### FROM THE MOBILE APP:

- > **Log employee displacements**
- > **Time card: Start/stop the stopwatch and possibility to specify the task**



**THIS BRAND NEW MODULE CAN MANAGE THE DAILY ROUTINE FOR YOU.  
FOR MORE DETAILS, CALL YOUR CDL SALES REPRESENTATIVE.**



**CDL IS THE ONLY MAPLE COMPANY THAT HAS A TELECOMMUNICATIONS SPECIALIST WITH MANY YEARS OF EXPERIENCE IN:**

- > Installation of the CDL intelligence system
- > Sale, installation and configuration of computer systems
- > Sale of fiber optic systems
- > Sale and installation of cameras
- > Telecommunication by antennas
- > Automation
- > Networking



**Martin Berube,**  
telecommunications specialist at CDL

**HORIZONTAL EXTRACTORS WITH SUBMERSIBLE PUMP**

**ADVANTAGES**

- > No sap-return in the 5/16" tubing;
- > High quality submersible pump;
- > Pump adapted to pump up water;
- > No air in the tubing system while extracting sap;
- > Solves the sap extraction problems caused by pumping at high vacuum;
- > No float, extremely reliable;
- > Straight sap entry;
- > Pump within or outside of the pumping station (2 available options);
- > Now pre-tapped to receive the self-cleaning sprinkler in option - 72000201
- > On request configuration to pump within the pumping station or outside



The electrical box may differ from picture. The specified measurement is the distance between the base of the extractor and the center of water entry.

|           |                         | INLETS  | CAPACITY AT 27" HG |              |
|-----------|-------------------------|---------|--------------------|--------------|
| 18" x 48" | 1/2 HP                  | 10 x 2" | 3,500 taps         | 204820ES     |
| 18" x 48" | ⚡ 1 x 2 HP Low pressure | 10 x 2" | 12,500 taps        | 204820ES2LP  |
| 18" x 48" | ⚡ 2 x 2 HP Low pressure | 10 x 2" | 25,000 taps        | 204820ES2DLP |
| 18" x 60" | ⚡ 3 x 2 HP Low pressure | 10 x 2" | 37,500 taps        | 206020ES3LP  |
| 18" x 60" | ⚡ 4 x 2 HP Low pressure | 10 x 2" | 50,000 taps        | 206020ES4LP  |

Pressure gauge not included

⚡ : AVAILABLE IN 3 PHASES 208V, 460V AND 575V (CANADA ONLY).

**OFTEN COPIED,  
NEVER  
EQUALLED!**



## LOW HORIZONTAL EXTRACTORS

### ADVANTAGES

- > Very low (only 24" from the ground);
- > No sap-return in the 5/16";
- > High quality submersible pump;
- > Pump adapted to pump up water;
- > No air in the tubing system while extracting sap;
- > Solves the sap extraction problems caused by pumping at high vacuum.
- > Highly reliable, floatless design;
- > Angled sap entry;
- > Now pre-tapped to receive the self-cleaning sprinkler in option - 72000201
- > Drains with a check valve so it empties by itself - 662482



The electrical box may differ from picture.

Submersible conversion kits available.

|             |                          | INLETS     | CAPACITY AT 27" HG |            |
|-------------|--------------------------|------------|--------------------|------------|
| 12" x 24"   | 1/2 HP (120V)            | 6 x 1"     | 2,400 taps         | 1224ES     |
| 18" x 36"   | 1/2 HP (240V)            | 8 x 1-1/2" | 3,500 taps         | 1836ES     |
| 18" x 36" ⚡ | 1-1/2 HP                 | 8 x 1-1/2" | 7,500 taps         | 1836ES15   |
| 18" x 48" ⚡ | 1 x 2 HP<br>Low pressure | 8 x 2"     | 12,500 taps        | 2048ES2LP  |
| 18" x 48" ⚡ | 2 x 2 HP<br>Low pressure | 8 x 2"     | 25,000 taps        | 2048ES2DLP |

Pressure gauge not included

⚡ : AVAILABLE IN 3 PHASES 208V, 460V ET 575V (CANADA ONLY).



### EXTRACTOR GRID



### ADVANTAGES

- > Made of stainless steel
- > Very strong
- > Can be installed on extractors already in place.

The grids are designed to hold ice, wood shavings or plastic and it prevents them from getting in the pump and damage it.

18" x 36"  
7200098A


18" x 48"  
7200099A

18" x 60"  
7200089A



## DID YOU KNOW?

ALL THE SUBMERSIBLE EXTRACTORS WITH 18" DIAMETER RESERVOIRS ARE NOW PRE-TAPPED TO BE ABLE TO INSTALL THE CDL SELF-CLEANING SPRINKLER KIT!



Sprinkler kit for pre-tapped extractors.  
72000201

Sprinkler kit for untapped extractors (old generation) or extractors from other manufacturers.  
72000200

Contact our specialists for more details!

Assembly required.



**360° cleaning efficiency**

\* Requires external pump and plumbing (not included).

## VERTICAL EXTRACTORS WITH SUBMERSIBLE PUMP

### ADVANTAGES


- > Opening on top for easy cleaning;
- > No sap-return in the 5/16" tubing;
- > High quality submersible pump;
- > No float, extremely reliable;
- > No air in the tubing system while extracting sap;
- > Solves the sap extraction problems caused by pumping at high vacuum.



|           |              | Without manifold (Not drilled)            | With manifold (Not drilled) | With manifold (Pre-drilled)* |
|-----------|--------------|---|-----------------------------|------------------------------|
| 18" x 40" | 1/2 HP       | 2036ES                                    | 203608ES-NP                 | 203608ES                     |
| 18" x 40" | 1-1/2 HP     | 2036ES2<br><small>With converter</small>  | 203608ES2-NP                | 203608ES2                    |
| 18" x 40" | 2 x 1/2 HP   | 2036ESD                                   | 203608ESD-NP                | 203608ESD                    |
| 18" x 40" | 2 x 1-1/2 HP | 2036ES2D<br><small>With converter</small> | 203608ES2D-NP               | 203608ES2D                   |

Pressure gauge not included

\* Now pre-tapped to receive the self-cleaning sprinkler in option - 72000201





The electrical box may differ from picture. The specified measurement is the distance between the base of the extractor and the center of water entry.

Please contact your CDL store or CDL online store for more information and prices.



## MECHANICAL EXTRACTORS



INLETS  
12" x 12" 4 x 1-1/2" 750 taps 121208

INLETS  
12" x 18" 4 x 1-1/2" 2 x 1" 3,000 taps 121808

INLETS  
12" x 24" 8 x 1-1/2" 4,000 taps 122408

The specified measurement is the distance between the base of the extractor and the center of water entry.



### ADVANTAGES

- > Quick evacuation of the sap;
- > No-maintenance mechanism;
- > Stainless steel float;
- > Openings at both extremities for easy cleaning;
- > Non bonded, dismantable cylinder.
- > Straight entry into the manifold;
- > Now pre-tapped to receive the self-cleaning sprinkler in option – 72000201

INLETS  
18" x 24" Manifold 12" x 26 low 8 x 1-1/2" 12,000 taps 202612

Pressure gauge not included



**We are proud to design and manufacture our equipment in our own facilities!**



## HIGH VACUUM MOISTURE TRAP



Designed for high vacuum, this moisture trap captures water particules in the air that are not normally retained by conventional traps. It offers better protection for your pumps than other models on the market.



CDL 3" high vacuum moisture trap mechanical/electrical

710607

## VACUUM PROTECTION VALVE



The vacuum protection valve safely prevents sap overflow in your moisture trap or your vacuum pump without shutting vacuum down.

668411

Battery option for autonomy in the event of a power failure

**NEW** 676384

## MOISTURE TRAPS



|   |                      |         |
|---|----------------------|---------|
| A | CDL 2" moisture Trap | 6610508 |
| B | CDL 3" moisture Trap | 710605  |
|   | Electric option      | 667282  |

## VACUUM BOOSTER TANKS THICK WALL



Pressure gauge included



Pressure gauge included

### HORIZONTAL

|           |        |
|-----------|--------|
| 8" x 24"  | 722408 |
| 12" x 24" | 722412 |
| 12" x 36" | 723612 |
| 18" x 36" | 723618 |

### VERTICAL

|           |        |
|-----------|--------|
| 12" x 18" | 721218 |
| 12" x 24" | 721224 |

## REPAIR PARTS



Snaps D-2000 folded

662641P



Hinge and spring kit for extractors

662481



**Ask our experts to drill additional holes at low cost.**

## SAP LIFTERS



Simple sap filter



300 taps

73015



# CDL HIGH VACUUM SAP LIFTER KIT

**THE NEW OPTION TO SOLVE  
FREEZING, MECHANICAL  
AND LEAK PROBLEMS  
IN A REVERSE SLOPE  
APPLICATION.**

SCAN TO SEE  
THE VIDEO

[bit.ly/cdlvideos](https://bit.ly/cdlvideos)



This equipment is used to lift sap from one pipe to another sloping down to a pump station. The system can lift sap up to 20 or 33 feet of elevation depending on model.

- ✓ Access the inside through a small or a large door in the front
- ✓ Continuous heating to prevent freezing
- ✓ Mainlines entry completely reversible

#### INCLUDES:

- > High quality insulated plastic shelter.
- > Reliable system using a submersible pump
- > Quick connect electrical components
- > 1 foldable (in 3 sections) solar panel for easy transportation and installation, giving 300 watts of charging capacity. (solar model)
- > 2 batteries (solar model)

#### AVAILABLE MODELS:



##### 12 V solar model

200 to 700 taps\*.  
Heating with a safe propane pilot  
(propane tank not included).

73800012V1P



##### 230 V Electric models

Heating with a ceramic heating element  
(75W 220-240V).

From 300  
to 1,000 taps\*

1 pump

7380002301P

From 600  
to 2,000 taps\*

2 pumps

7380002302P

From 275  
to 875 taps\*

2 pumps  
280 GPH in series

7380002302P-HP

\* Depending on the model of your application, the discharge height, the level of vacuum and the model chosen.



#### TESTIMONIAL



I use the sap lifter throughout the entire season for my 400 taps where it's harder to get sap because of the incline. I enjoy working with my elevator. It doesn't freeze, it's easy to use, and it only needs propane for heating. Plus, its submersible pump barely lowers my vacuum compared to my old model, which backed up all my front lines.

I used to have to go check my lifter every morning to make sure it wasn't flooded. Now I don't have to go as often. I just have to go when I have a minute to make sure there's enough propane.

The much more efficient system means I save time and money every spring. For me, this investment was a must-have as soon as it was put on the market and I don't regret it one bit. I've been using it for three springs now.»

– **Annick Godbout,**

FERME F.A. GODBOUT INC. – Saint-Gervais, Quebec – 5,000 taps

# CHOOSE A HIGH VACUUM PUMP : THE BEST INVESTMENT FOR YOUR BUSINESS!

## WE DID THE MATH!

- > Go from 25 to 29”Hg of vacuum and increase production by 20%
- > Go from 3,5 to 4,2 lb per tap gives:
  - + \$9 625 (\$7 000 USD) of revenue / year for 5,000 taps
  - + \$19 200 (\$14 000 USD) of revenue / year for 10,000 taps
  - + \$57 750 (\$42 000 USD) of revenue / year for 30,000 taps



## A 1 YEAR RETURN ON YOUR INVESTMENT!

### CDL HIGH PERFORMANCE VANE VACUUM PUMP

|   |                   |              |
|---|-------------------|--------------|
| 0.5 HP 120/240V                                       | 1PH (250 taps)    | 58006G40.5HP |
| 1 HP 120/240V   | 1PH (650 taps)    | 58020G41HP*  |
| * Plug in model includes electric cord and male plug. |                   |              |
| 1 HP 208-460V   | 3PH (650 taps)    | 58020G11HP   |
| 1 HP 575V (Canada only)                               | 3PH (650 taps)    | 58020G51HP   |
| 1.5 HP 575V (Canada only)                             | 3PH (1 000 taps)  | 58031G51.5HP |
| 1.5 HP 208-460V                                       | 3PH (1 000 taps)  | 58031G11.5HP |
| 2 HP 208-460V   | 3PH (1 800 taps)  | 58041G12HP   |
| 2 HP 240V   | 1PH (1 800 taps)  | 58041G42HP   |
| 2 HP 575V (Canada only)                               | 3PH (1 800 taps)  | 58041G52HP   |
| 3 HP 208-460V   | 3PH (3 000 taps)  | 58064G13HP   |
| 3 HP 240V   | 1PH (3 000 taps)  | 58064G43HP   |
| 3 HP 575V (Canada only)                               | 3PH (3 000 taps)  | 58064G53HP   |
| 5 HP 208-460V   | 3PH (3 700 taps)  | 58101G15HP   |
| 5 HP 240V   | 1PH (3 700 taps)  | 58101G45HP   |
| 5 HP 575V (Canada only)                               | 3PH (3 700 taps)  | 58101G55HP   |
| 7.5 HP 208-460V                                       | 3PH (7 000 taps)  | 58160G17.5HP |
| 7.5 HP 240V   | 1PH (7 000 taps)  | 58160G47.5HP |
| 7.5 HP 575V (Canada only)                             | 3PH (7 000 taps)  | 58160G57.5HP |
| 7.5 HP 208-460V                                       | 3PH (8 300 taps)  | 58200G17.5HP |
| 7.5 HP 240V   | 1PH (8 300 taps)  | 58200G47.5HP |
| 7.5 HP 575V (Canada only)                             | 3PH (8 300 taps)  | 58200G57.5HP |
| 10 HP 575V (Canada only)                              | 3PH (11 300 taps) | 58250G510HP  |
| 10 HP 208-460V  | 3PH (11 300 taps) | 58250G110HP  |
| 10 HP 208-460V  | 3PH (11 700 taps) | 58300G110HP* |
| * Available upon request.                             |                   |              |
| 15 HP 208-460V  | 3PH (11 700 taps) | 58300G115HP  |

## DESIGNED FOR UP TO 29,9” HG!

Available from  
0.5HP to 10HP, single or 3 phase motor

Available in 208-460V, 240V and 575V (Canada only)



### ADVANTAGES

- > Compact and quiet
- > Very little maintenance
- > Very reliable
- > High performance
- > Competitive pricing

SCAN TO SEE  
THE VIDEO  
[bit.ly/cdlvideos](https://bit.ly/cdlvideos)



Contact your CDL sales representative to find out which pump is right for you!





## DRY SCREW VACUUM PUMPS

### ADVANTAGES

- > Very performant and stable
- > 100% oil-free pump with a design that complies with regulatory hygiene principles, for risk-free food safety
- > Robust design with corrosion free materials
- > Air-cooled without oil or water allowing operation at low vacuum without damaging the pump
- > Zero friction, minimizing amperage required for consistent efficiency
- > Principle of dry and robust screw very resistant to the ingestion of liquids
- > Withstands water vapor (moisture) just as much as liquid water, so no need for a moisture trap
- > Simplicity of installation and operation
- > Reduced maintenance requirements
- > Reduced noise level, silent operation without rattling or high-pitched noise
- > 230/460 volt three-phase motor



|                |     |              |
|----------------|-----|--------------|
| 065 2HP 208V   | 3PH | 57065G12HP   |
| 100 3HP 208V   | 3PH | 57100G13HP   |
| 160 4HP 208V   | 3PH | 57160G14HP   |
| 200 5.5HP 208V | 3PH | 57200G15.5HP |
| 065 2HP 460V   | 3PH | 57065G62HP   |
| 100 3HP 460V   | 3PH | 57100G63HP   |
| 160 4HP 460V   | 3PH | 57160G64HP   |
| 200 5.5HP 460V | 3PH | 57200G65.5HP |

## CDL HIGH VACUUM PUMP WITH GAS MOTOR



## 100% CDL ASSEMBLY

Gas powered  
CDL vacuum pump  
5 HP assembled  
(less than 1 800 taps)  
58041GG5HP

Gas powered  
CDL vacuum pump  
9 HP assembled  
(less than 3 000 taps)  
58064GG9HP

### THE ASSEMBLY INCLUDES:

- High vacuum CDL pump
- Electric starter
- Battery
- Honda gas motor
- Steel platform

## ADJUSTABLE CART FOR CDL AND AIRTECH (L-SERIES) VACUUM PUMPS



Adjustable cart for  
CDL and Airtech  
vacuum pump  
5 HP to 10 HP

Plumbing not included.

### Available options :

|         |                         |           |
|---------|-------------------------|-----------|
| 6660200 | Board for control panel | 6660200PA |
|         | Moisture trap support   | 6660200SU |

## DIAPHRAGM VACUUM PUMPS (IDEAL FOR SMALL PRODUCERS)



Source : 120 volts

A

B

C

### ADVANTAGES

- Pumps up to 22" Hg;
- Works without a sap extractor;
- Easy to use and very compact;
- Liquid won't damage the pump;
- Can run dry without problem.

**Inline filter required to prevent ice from going in the pump. See page 79.**

**Note: These pumps must be protected from freezing.**

|          |  |                |        |
|----------|--|----------------|--------|
| <b>A</b> | Single diaphragm vacuum pump (electric)  | Up to 400 taps | 669512 |
|          | Double diaphragm vacuum pump (electric)  | Up to 800 taps | 669514 |
| <b>B</b> | 24 VDC double diaphragm pump<br><i>Minimum of 12 hours of operation when used with 2x 12V DC 60 amp batteries. Batteries not included.</i> | Up to 700 taps | 669520 |
| <b>C</b> | 24 VDC electric diaphragm pump<br><i>Minimum 20 hours operation on 2 12VDC 60-amp hour batteries. Battery not included.</i>                | Up to 400 taps | 669510 |



Replacement diaphragm

G500SK-13

## 2 STAGE LIQUID RING CDL PUMPS

### ADVANTAGES

- > Up to 28 Hg
- > No mechanical friction inside the pump.
- > The circulation of water around the rotor creates vacuum
- > Maintenance free
- > Ideal for use in a heated room (cannot freeze)

|                           |     |              |                |
|---------------------------|-----|--------------|----------------|
| 5 HP 208/460V             | 3PH | (4,000 taps) | 5845008G15HP   |
| 5 HP 230V                 | 1PH | (4,000 taps) | 5845008G45HP   |
| 5 HP 575V (Canada only)   | 3PH | (4,000 taps) | 5845008G55HP   |
| 7.5 HP 208/460V           | 3PH | (6,000 taps) | 5845311G17.5HP |
| 7.5 HP 230V               | 1PH | (6,000 taps) | 5845311G47.5HP |
| 7.5 HP 575V (Canada only) | 3PH | (6,000 taps) | 5845311G57.5HP |
| 10 HP 208/460V            | 3PH | (8,000 taps) | 5845316G110HP  |
| 10 HP 230V                | 1PH | (8,000 taps) | 5845316G410HP  |
| 10 HP 575V (Canada only)  | 3PH | (8,000 taps) | 5845316G510HP  |

## PROVEN RELIABILITY FOR OVER 40 YEARS!



## PHASE CONVERTERS



|        | 230V → 208V<br>1 → 3 PHASE<br>CONVERTER | 3 PHASE<br>DRIVE |
|--------|---|------------------|
| 1.5 HP | 66111DA                                 | -                |
| 2 HP   | 66112DA                                 | -                |
| 3 HP   | 66113DA                                 | -                |
| 5 HP   | 66115DA                                 | -                |
| 7.5 HP | 66129DA                                 | -                |
| 10 HP  | 66118DA                                 | 66115DA          |
| 15 HP  | 66015DA                                 | 66129DA          |
| 20 HP  | 66120DA                                 | 66118DA          |

**Factory preprogrammed**

Available on 550 V.  
Ask your CDL sales representative!



## OIL FOR RECLAIMERS



High vacuum oil,  
18,9 L  
Grade 32  
663532

Oil recommended by



## VACUUM OIL FOR VANE PUMPS



Vacuum oil, 10 L  
Grade 60  
Ideal for DeLaval pump  
Without reclaimer  
663549

Oil recommended by



## AUTOMATIC STARTERS



|          | 120V  | 230V  | 575V<br>CANADA<br>ONLY |
|----------|-------|-------|------------------------|
| 1 & 2 HP | -     | 66573 | -                      |
| 1.5 HP   | 66574 | -     | -                      |
| 3 HP     | -     | 66571 | 66590                  |
| 5 HP     | -     | 66562 | 66595                  |
| 7.5 HP   | -     | 66561 | 66588                  |
| 10 HP    | -     | 66563 | 66569                  |

## AUTOMATIC STARTERS



A



B



C

|   |  |         |
|---|--|---------|
| A | Temperature controlled automatic starter | 669375  |
| B | Manual adjustment kit for converter      | 68100   |
| C | Vacuum transmitter probe                 | GRD1632 |

## VACUUM REGULATOR



721212

## HIGH VACUUM OIL FOR AIRTECH AND CDL VANE PUMPS



Vane pump oil ISO 22  
3.78 L  
6635378

Vane pump oil 22  
20 L  
663520

Oil recommended by



Screw pump oil  
Airtech VCX, 1 L  
68AT03000





## GAUGES



VACUUM  
**A**



DIGITAL VACUUM  
**B**



PRESSURE  
**C**



GLYCERIN PRESSION  
**D**

|          |                |                                 |         |          |                   |                                   |          |
|----------|----------------|---------------------------------|---------|----------|-------------------|-----------------------------------|----------|
| <b>A</b> | Vacuum         | 2,5" 0-30 HG SS                 | 64011SS | <b>D</b> | Glycerin pressure | 2,5" 0-100 PSI SS rear outlet     | 663331SS |
|          |                | 4" 0-30 HG SS<br>3 % precision  | 66120SS |          |                   | 2,5" 0-200 PSI SS rear outlet     | 663349SS |
| <b>B</b> | Digital vacuum | 0-30 HG                         | 64019   |          |                   | 2,5" 0-600 PSI SS rear outlet     | 663337SS |
| <b>C</b> | Pressure       | 2,5" 0-100 PSI SS bottom outlet | 64010SS |          |                   | 2,5" 0-1 000 PSI SS bottom outlet | 64014SS  |

## PRESSURE PUMPS (VACUUM)



**220V  
OTHER VOLTAGES  
AVAILABLE  
UPON REQUEST**

### GOULD PUMPS NPE SERIES

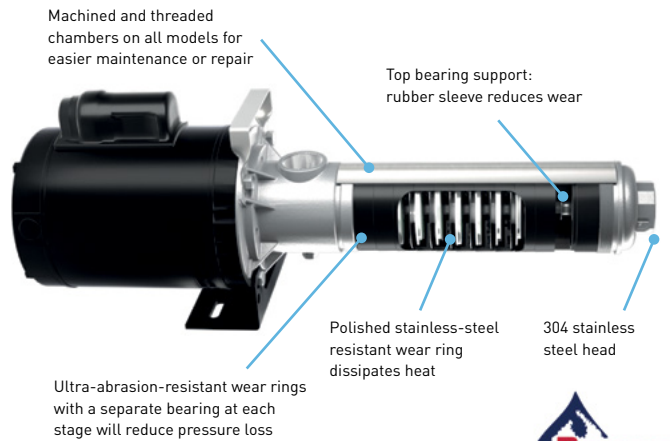
|          |      |        |
|----------|------|--------|
| 3/4 HP   | 1 st | 669003 |
| 1 HP     | 1 st | 669000 |
| 1-1/2 HP | 1 st | 669001 |
| 2 HP     | 1 st | 669006 |
| 3 HP     | 1 st | 669007 |
| 2 HP     | 2 st | 669020 |
| 3 HP     | 2 st | 669021 |
| 5 HP     | 2 st | 669015 |
| 2 HP     | 3 st | 669024 |
| 3 HP     | 3 st | 669022 |
| 5 HP     | 3 st | 669042 |

**1 st:**  
Water inlet 1 1/4"  
Water outlet 1"  
40 GPM

**2 st:**  
Water inlet 1 1/2"  
Water outlet 1 1/4"  
80 GPM

**3 st:**  
Water inlet 2"  
Water outlet 1 1/2"  
120 GPM

Up to 67 PSI. Call one of our experts to determine the speed and power of your pump.



### POMPCO PUMPS PXP SERIES - 230V 1 PHASE

|        |      |                |        |      |                |
|--------|------|----------------|--------|------|----------------|
| 6 GPM  | 1 HP | 66PXP06G41HP-1 | 25 GPM | 1 HP | 66PXP25G41HP-1 |
| 10 GPM | 1 HP | 66PXP10G41HP-1 | 25 GPM | 2 HP | 66PXP25G42HP-1 |
| 10 GPM | 2 HP | 66PXP10G42HP-1 | 25 GPM | 3 HP | 66PXP25G43HP-1 |
| 10 GPM | 3 HP | 66PXP10G43HP-1 | 35 GPM | 2 HP | 66PXP35G42HP-1 |
| 15 GPM | 1 HP | 66PXP15G41HP-1 | 35 GPM | 3 HP | 66PXP35G43HP-1 |
| 15 GPM | 2 HP | 66PXP15G42HP-1 | 35 GPM | 5 HP | 66PXP35G45HP-1 |
| 15 GPM | 3 HP | 66PXP15G43HP-1 | 50 GPM | 3 HP | 66PXP50G43HP-1 |
|        |      |                | 50 GPM | 5 HP | 66PXP50G45HP-1 |

**OTHER VOLTAGES AVAILABLE  
PLEASE CONTACT YOUR CDL STORE**



**Goulds pumps also available.  
Contact us for more details.**



## CDL VERTICAL SILOS

### SPECIFICALLY DESIGNED FOR SUGARING NEEDS

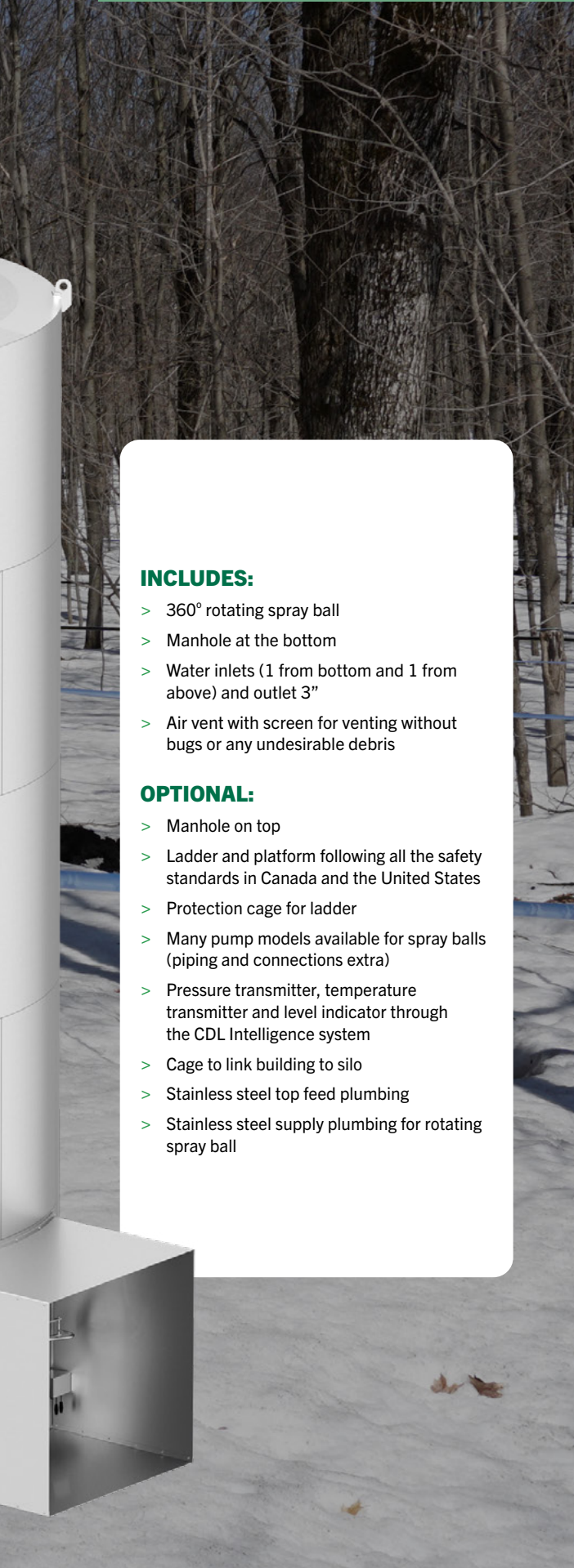
- ✓ Superior quality, CDL fabrication in brushed stainless steel
- ✓ Reinforced urethane insulated base with anchor points
- ✓ Sloped bottom for complete drainage
- ✓ Available sizes:
  - 8 foot diameter:  
Height of 7.5', 10', 12.5', 15', 20' and 25'
  - 12 foot diameter:  
Height of 10', 15', 20' and 25'

SCAN TO SEE  
THE VIDEO

[bit.ly/cdlvideos](https://bit.ly/cdlvideos)







**INCLUDES:**

- > 360° rotating spray ball
- > Manhole at the bottom
- > Water inlets (1 from bottom and 1 from above) and outlet 3"
- > Air vent with screen for venting without bugs or any undesirable debris

**OPTIONAL:**

- > Manhole on top
- > Ladder and platform following all the safety standards in Canada and the United States
- > Protection cage for ladder
- > Many pump models available for spray balls (piping and connections extra)
- > Pressure transmitter, temperature transmitter and level indicator through the CDL Intelligence system
- > Cage to link building to silo
- > Stainless steel top feed plumbing
- > Stainless steel supply plumbing for rotating spray ball



# TRANSPORT TANKS

## TRANSPORTING YOUR WATER FROM ONE SITE TO ANOTHER HAS NEVER BEEN EASIER AND SAFER!

✓ Heavy-duty, made of 304 stainless steel

**INCLUDES:**

- > 1x 3" inlet
- > 1x 3" outlet
- > Lifting anchors

**OPTIONAL:**

- > Water level
- > Ladder
- > Single wash ball
- > Double wash ball

|              | INSPECTION HOLE | ANTI-WAVE SEPARATION |                     |
|--------------|-----------------|----------------------|---------------------|
| 500 gal US   | 8"              |                      | 66TR500             |
| 1 000 gal US | 24"             | ✓                    | 66TR1000            |
| 1 900 gal US | 24"             | ✓                    | <b>NEW</b> 66TR1900 |
| 3 000 gal US | 24"             | ✓                    | 66TR3000            |
| 3 800 gal US | 24"             | ✓                    | 66TR3800            |



## ROUND BOTTOM TANKS SMALL AND LARGE CAPACITY

**MORE THAN 125 SIZES AVAILABLE  
FROM 50 to 7 500 gallons.**

**Complete listing on our website**



### ADVANTAGES

- Food grade and strong high quality welds allow complete sanitizing;
- Made of bright 304 stainless steel.

Elevated 6" for easier plumbing

**Personalize your tank!  
Contact us for more information.**


## TRANSPORT TANK FOR ATV

CDL transport tank specially designed for ATVs

75 gallons capacity

66TR075

**STRONG  
STAINLESS STEEL  
DESIGN**



SCAN TO SEE THE VIDEO

[bit.ly/cdlvideos](https://bit.ly/cdlvideos)




## EXTRACTOR SUPPORTS

### SUPPORT KITS

|         |         |
|---------|---------|
| 2' wide | 672078  |
| 3' wide | 672079  |
| 4' wide | 672080  |
| 5' wide | 672081  |
| 6' wide | 6720821 |
| 7' wide | 672082  |

All of our extractor supports can be adjusted to the desired depth.

Stainless steel





TANK WASHER WITH REMOTE CONTROL

# Innovative feature!

Labor-saving automated tank washing

Several sizes available.  
Contact your CDL sales representative!



SCAN TO SEE THE VIDEO  
[bit.ly/cdlvideos](https://bit.ly/cdlvideos)



## UNIVERSAL MIXER AND STAINLESS STEEL SUPPORT



Universal mixer for 4', 5', 6' and 7' wide tank

6792034

Adjustable stainless steel support.  
1/2 HP motor at 30 RPM,  
115 Volts with 10' electric cord.

Note: a cut in length may be required to adjust the height. Prices are available upon request.

## PLUGS



FOR TANKS

|        |        |                    |
|--------|--------|--------------------|
| 1-1/2" | 5' rod | 678112             |
| 2"     | 5' rod | 678123             |
| 2"     | 7' rod | <b>NEW</b> 6781237 |
| 3"     | 7' rod | 67BOUCH37          |

## TANK LEVEL CONTROL



6' level control for CDL tanks 73500-6

### ADVANTAGES

- The CDL tank level controls are made entirely of stainless steel;
- In addition, you can very quickly and easily adjust the desired sap level where the pump will start;
- The solidity of CDL controls prevent breakage caused by ice.

## ADAPTORS

FOR PLASTIC TANKS

|        |          |
|--------|----------|
| 1/2"   | RA5012   |
| 3/4"   | RA5032P  |
| 1"     | RA5034P  |
| 1-1/4" | RA5036P  |
| 1-1/2" | RA50309P |
| 2"     | RA5042P  |
| 3"     | RA5454P  |



FOR STAINLESS STEEL TANKS

|        |        |
|--------|--------|
| 1-1/4" | 668673 |
| 1-1/4" | 66867  |
| 2"     | 668672 |





**NOT IN STOCK IN THE USA  
UPON REQUEST ONLY**

### HORIZONTAL PLASTIC TANKS

| US GALLONS | DIAMETER X HEIGHT | LID SIZE | OUTLET |        |
|------------|-------------------|----------|--------|--------|
| 35         | 20" x 23" x 29"   | 5"       | 3/4"   | HOR035 |
| 55         | 23" x 26" x 34"   | 5"       | 3/4"   | HOR055 |
| 65         | 23" x 27" x 43"   | 5"       | 3/4"   | HOR065 |
| 125        | 32" x 35" x 42"   | 8"       | 2"     | HOR125 |
| 225        | 38" x 41" x 49"   | 8"       | 2"     | HOR225 |
| 325        | 38" x 43" x 68"   | 16"      | 2"     | HOR325 |
| 425        | 49" x 54" x 60"   | 16"      | 2"     | HOR425 |
| 525        | 49" x 54" x 71"   | 16"      | 2"     | HOR525 |
| 725        | 49" x 54" x 101"  | 16"      | 2"     | HOR725 |
| 1 025      | 49" x 54" x 139"  | 16"      | 2"     | HOR102 |
| 1 625      | 63" x 68" x 139"  | 16"      | 2"     | HO1625 |



Elliptical tanks also available  
Ask your representative!

Adaptors and level indicator included.  
Galvanized bands not included.



Adaptors and level indicator included.

### VERTICAL PLASTIC TANKS

| US GALLONS          | DIAMETER X HEIGHT |        |
|---------------------|-------------------|--------|
| <b>LARGER BASE</b>  |                   |        |
| 100                 | 28" x 43"         | VER100 |
| 305                 | 46" x 50"         | VER305 |
| 550                 | 67" x 42"         | VER550 |
| 1 100               | 87" x 53"         | VE1100 |
| 1 550               | 87" x 67"         | VE1550 |
| 1 700               | 87" x 74"         | VE1700 |
| 2 100               | 87" x 89"         | VE2100 |
| 2 500               | 95" x 91"         | VE2500 |
| 3 000               | 95" x 109"        | VE3000 |
| <b>SMALLER BASE</b> |                   |        |
| 25                  | 18" x 29"         | SPS025 |
| 50                  | 18" x 53"         | SPS050 |
| 65                  | 23" x 43"         | SPS065 |
| 75                  | 23" x 49"         | SPS075 |
| 105                 | 23" x 63"         | SPS105 |
| 165                 | 31" x 56"         | SPS165 |
| 200                 | 30" x 72"         | SPS200 |
| 250                 | 30" x 89"         | SPS250 |
| 300                 | 36" x 79"         | SPS300 |
| 500                 | 48" x 73"         | SPS500 |
| 750                 | 48" x 103"        | SPS750 |
| 1 000               | 64" x 80"         | SP1000 |
| 1 500               | 64" x 116"        | SP1500 |

### SPECIAL APPLICATION



Applicator tank  
Available size: 12 US gallons.



PCO tank  
Available sizes: 30 to 300 US gallons.

### TANKS - VARIOUS MODELS



For pickup truck

**A**



SPE300

**B**



SPE400

|          | US GALLONS | WIDTH X HEIGHT X LENGTH | LID SIZE | OUTLET |        |
|----------|------------|-------------------------|----------|--------|--------|
|          | 210        | 51" x 39" x 28"         | 8"       | 2"     | PUP210 |
| <b>A</b> | 325        | 62" x 49" x 33"         | 8"       | 2"     | PUP325 |
|          | 425        | 65" x 49" x 39"         | 8"       | 2"     | PUP425 |
| <b>B</b> | 300        | 29" x 49" x 62"         | 16"      | 1-1/4" | SPE300 |
|          | 400        | 29" x 71" x 66"         | 16"      | 1-1/4" | SPE400 |

### TANK STRAINER BASKETS



|               |        |
|---------------|--------|
| For 5" cover  | STBA05 |
| For 8" cover  | STBA08 |
| For 12" cover | STBA12 |
| For 16" cover | STBA16 |

### REPLACEMENT LIDS AND COLLARS

|  |         |
|--|---------|
| 16" solid, non-ventilated cover        | LIDP16S |
| 16" ventilated, requires central cover | LIDP16  |
| 5" ventilated, for center of 16" cover | LIDPV5  |
| 8" solid, non-ventilated cover         | LIDP08  |
| 5" ventilated 16" cover                | LIDP05  |
| 8" threaded replacement collar         | COL008  |
| 12" threaded replacement collar        | COL012  |



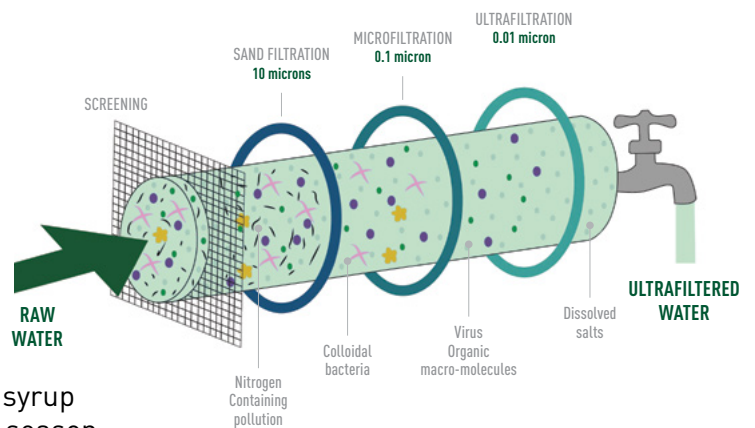
# ULTRAFILTRATION

Be a part of the next innovation in maple sugaring



## TECHNOLOGICAL ADVANCEMENT OF FILTRATION

- Eliminates all bacteria and yeast present in the sap;
- Increases preservation time of sap and concentrate at room temperature;
- Reduces sap waste after long distance transport;
- Produces pure and clear sap;
- Essential for maple syrup producers that want to bottle maple sap;
- Can be used to prevent production of stringy maple syrup when the days are warm during or at the end of the season.



## CDL quality standards and simplified operations

- Designed and made for very fine filtration of maple sap, birch sap and concentrate
- Eliminates bacteria, yeast and other organic particles from liquids
- Improves sap and concentrate preservation time

SCAN TO SEE  
THE VIDEO  
[bit.ly/cdlvideos](http://bit.ly/cdlvideos)



# CDL pH NEUTRALIZATION SYSTEM

## REDUCES THE IMPACT OF THE DISCHARGE OF WASH WATERS IN THE ENVIRONMENT

- ✓ Simple, economical and efficient design
- ✓ The system makes it possible to meet the state regulations on wastewater discharge in maple syrup industry
- ✓ Design with 2 pH probes to reduce the volume of water to be treated and the quantity of neutralizing agents (acid and basic)
- ✓ Control at your fingertip with HMI touchscreen
- ✓ Automated and autonomous functions
- ✓ Complete control of the system pH probes, valves and pumps
- ✓ Programmable operational parameters
- ✓ Wall installation of the control box or optional stainless steel tripod
- ✓ Variable capacity recirculation pumps and neutralization tanks options (not included with basic system)



SCAN TO SEE  
THE VIDEO  
[bit.ly/cdlvideos](https://bit.ly/cdlvideos)



|   |        |
|---|--------|
| pH-neutralization system - wall mounted         | 730420 |
| Stainless steel floor fixation for pH treatment | 730421 |

### INCLUDED WITH BASIC NEUTRALIZATION SYSTEM:

- > Corrosion resistant control panel and metering pumps
- > 2 inch motorized 3-way valve
- > 2 inch motorized drain valve
- > Static mixer
- > Set of adapters for acid and basic solution



## CDL NANO RO REVERSE OSMOSIS SYSTEM



**PERFECT FOR THE SMALL PRODUCER WANTING TO LOWER EVAPORATION TIME AND COST!**

SCAN TO SEE THE VIDEO

[bit.ly/cdlvideos](https://bit.ly/cdlvideos)



- > Simple and efficient design
- > Three step pre-filtration to eliminate impurities
- > Efficient membrane system
- > Includes 600 GPD membrane, cartridge pre-filters and hook-up tubing
- > Low electric consumption 110 volts

### 3 membrane model with recirculation

81013R

- > Ideal for 50 to 150 taps
- > 10 to 13 GPH
- > Concentration up to 6 Brix
- > Recirculation pump to maintain performance longer

### Replacement parts:

- > 6682101 - PP Filter 600 GAL.
- > 660600 - 600 GPD RO Membrane

## ULTRA COMPACT HOBBY RO

- > Ideal for 200 to 400 taps
- > Process 50 gallons per hour
- > Easy drainage
- > Ultra compact design
- > CDL made = quality product
- > Easy to use and store

81050



## VERTICAL HOBBY RO

- > Ideal up to 2000 taps
- > 125 GPH to 250 GPH (1 or 2 posts)
- > Main unit in stainless steel
- > Frame on wheels for easy moving
- > Easy drainage
- > Pump in stainless steel
- > 4" post in stainless steel
- > Membrane: CDL MRO
- > High and low pressure protection
- > Power : 120 volts (17 Amps), 240 volts (10 Amps)



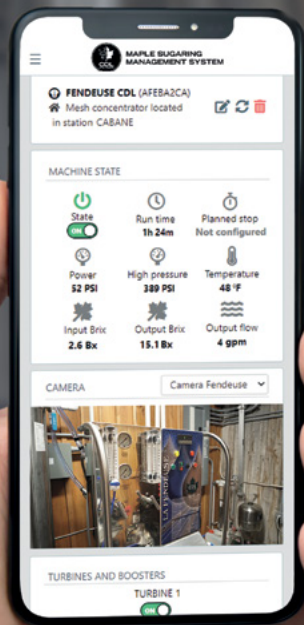
**WASHING TANK OPTION**

OSHO-A00007



|            |       |         |
|------------|-------|---------|
| 81125V     | 120 V | 125 GPH |
| 81125V-240 | 240 V | 125 GPH |
| 81250V     | 120 V | 250 GPH |
| 81250V-240 | 240 V | 250 GPH |





## LA FENDEUSE CLASSIC AND DELUXE



## REMOTELY CONTROL

YOUR CURRENT RO FOR AN AFFORDABLE COST!

**Add an affordable module to control your current system at your fingertips, no matter which model you have or which company it's from.**

Here's what it can do:

- > Start/stop the system
- > Operate tank valves (sap and permeate)
- > Direct concentrate and filtrate to tanks or other locations
- > Manage pressure and concentrate flow
- > Read input pressure and turbine high pressure
- > Read permeate or concentrate flow rate
- > Read incoming and outgoing Brix
- > Read temperature

**It's a small investment and simple to use!**

It's even available for mini ROs! Contact our team to upgrade your current equipment and make your life easier!

| FENDEUSE CLASSIQUE     | MAIN FEATURES                                       | FENDEUSE DELUXE   |
|------------------------|---|---|
| 500 À 1500 GPH         | GALLON  | 500 À 3600 GPH  |
| STAINLESS STEEL        | MAIN UNIT   | STAINLESS STEEL   |
| NO                     | FINISHING COVERING IN STAINLESS STEEL               | YES   |
| PLASTIC                | BOOSTER PUMPS                                       | STAINLESS STEEL   |
| 1                      | MAXIMUM NUMBER OF PUMPS PRESSURE (TURBINES)         | 2   |
| 5 HP<br>7,5 HP         | HP FORCES OF PUMPS PRESSURE (TURBINES)              | 5 HP<br>7,5 HP  |
| 1 X 5 HP<br>1 X 7,5 HP | POSSIBLE COMBINATIONS FOR PRESSURE PUMPS (TURBINES) | 1 X 5 HP<br>1 X 7,5 HP<br>2 X 5 HP<br>1 X 5 HP + 1 X 7,5 HP<br>2 X 7,5 HP |
| 2                      | MAXIMUM NUMBER OF 20" PREFILTERS                    | 3   |
| 3 VERTICALS            | MAXIMUM NUMBER OF MEMBRANES (POSTS)                 | 1 TO 2 VERTICALS<br>3 TO 8 ON RO POST CART                                |
| YES                    | POSITIVE RECIRCULATION SYSTEM                       | YES   |
| YES                    | SUBMERSIBLE MOTOR MAINTENANCE FREE                  | YES   |
| YES                    | HIGH PROTECTION TEMPERATURE AND LACK OF WATER       | YES   |
| 15 BRIX                | MAXIMUM CONCENTRATE BRIX IN ONE PASS                | 30 BRIX   |




# CDL IS THE ONLY ONE IN THE INDUSTRY TO ALLOW YOU TO CONFIGURE YOUR CONCENTRATOR THANKS TO ITS NEW 100% MODULAR FAMILY!

## NOTHING IS EASIER!

## CHOOSE FROM OUR 6 MAIN UNITS AND OUR 24 RO POST CARTS AVAILABLE!

This flexibility in configuration will allow you to meet the current and future needs of your sugarbush while respecting your budget! Your concentrator will be scalable even when adding taps.

Let's make a comparison with recreational vehicles. Our competitors offer motorhomes, while at CDL, we now offer you the possibility of choosing your truck (main unit) and your "fifth wheel" (RO post cart)!



By continuing with this comparison, you can:

- Get a new main unit and a new RO post cart;
- Keep your current head unit and change your RO post cart;
- Change your main unit and keep your current RO post cart.


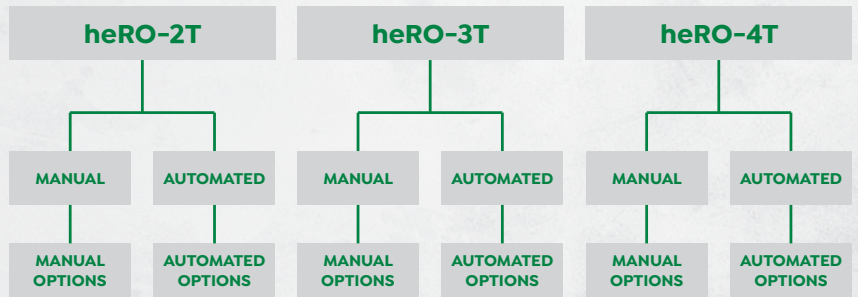


**MAIN UNIT**

Main unit and its components

Standard (manual) or Intelligent (automated) model

Options as needed



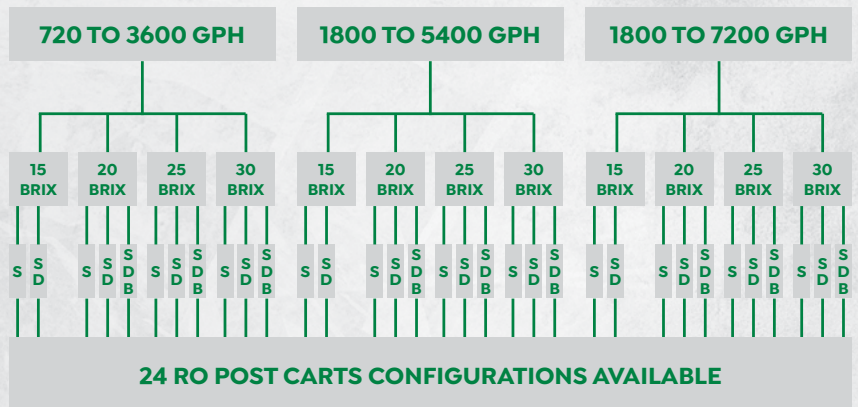
**RO POST CART**

Desired maximum gallons

Concentrate max Brix

Combination of membranes

Final number of membranes



**24 RO POST CARTS CONFIGURATIONS AVAILABLE**

S: Singles only | S+D: Singles + Doubles | S+D+B: Singles + Doubles + Boosters (booster pumps)



# NEW heRO-2T CDL CONCENTRATORS: NOW 100% MODULAR!

Available in  
**STANDARD (manual) or  
INTELLIGENT (automated)  
models**

Photo: Model heRO-2T Intelligent



Model  
appearance  
may vary.

## FROM 720 TO 3600 GPH

**CONCENTRATE  
FROM 1.5 BRUX TO  
30 BRUX IN ONE PASS,  
EVEN AT THE END OF  
THE SEASON!**

- > Stainless steel pressure pumps (turbines)
- > Positive recirculation system that allows operation for several hours without loss of performance. This unique system extends the life of the membranes.
- > Posts: Very reliable maintenance-free submersible motors for over 15 years
- > High and low pressure protection
- > High temperature protection





# heRO INTELLIGENT VS REMOTE CONTROL

If your model is Intelligent, you will automate and manage 100% remotely all the features of your concentrator according to the defined parameters.

If your model is Manual, you can add control modules that allow you to perform certain functions remotely. However, this does not make it intelligent; you will therefore have to perform the actions one after the other through the interface. This will require supervision.

|                          | AUTOMATED  |          |                  |          |          |
|--------------------------|--|----------|------------------|----------|----------|
|                          | MANUEL   |          |                  |          |          |
|                          | INCLUDED   | OPTIONAL | REMOTELY CONTROL | INCLUDED | OPTIONAL |
| <b>VALVE MANAGEMENT</b>  | Maple water tank supply control  | ✓        |                  | ✓        | ✓        |
|                          | Permeate tank feed control   | ✓        |                  | ✓        | ✓        |
|                          | Wash tank valve supply control   | ✓        |                  | ✓        | ✓        |
|                          | Wash tank drain control  | ✓        |                  | ✓        | ✓        |
|                          | Concentration valve control  | ✓        |                  | ✓        | ✓        |
|                          | Pressure valve control   | ✓        |                  | ✓        | ✓        |
|                          | Concentrate outlet valve control   | ✓        |                  | ✓        | ✓        |
|                          | Permeate outlet valve control  | ✓        |                  | ✓        | ✓        |
| <b>ACCESSORIES</b>       | Brix reading (input and/or output)   |          | ✓                | ✓        | ✓        |
|                          | Digital readout of concentrate flow  |          | ✓                | ✓        | ✓        |
|                          | Digital readout of permeate flow   |          | ✓                | ✓        | ✓        |
|                          | Visualization of the sap tank level  |          | ✓                | ✓        | ✓        |
|                          | Visualization of the permeate tank level   |          | ✓                | ✓        | ✓        |
|                          | Visualization of concentrate level   |          | ✓                | ✓        | ✓        |
|                          | Conductivity reading   |          | ✓                |          | ✓        |
|                          | pH reading   |          | ✓                |          | ✓        |
|                          | Soap pump  |          |                  |          | ✓        |
|                          | Acid pump  |          |                  |          | ✓        |
| <b>PROCESSES/ACTIONS</b> | Brix control   | ✓        | ✓                |          | ✓        |
|                          | Rinse after wash   |          |                  | ✓        |          |
|                          | Desugaring after concentration   |          |                  | ✓        |          |
|                          | Repetitive hot water loop  |          |                  | ✓        |          |
|                          | Preventive management of membrane clogging   |          |                  |          | ✓        |
|                          | Washing management according to the permeability test (PWP) in regards of the biological standards |          |                  |          | ✓        |
|                          | Washing pH control management  |          |                  |          | ✓        |
| pH neutralization        |  |          |                  | ✓        |          |

| MAIN UNIT                        |  |
|----------------------------------|--|
| <b>FEED PUMPS</b>                |  |
|                                  | 1 x 2 HP   |
|                                  | 1 x 3 HP   |
|                                  | 1 x 5 HP   |
| <b>PRESSURE PUMPS (TURBINES)</b> |  |
|                                  | 1 x 5 HP-Eco   |
|                                  | 1 x 5 HP   |
|                                  | 1 x 7,5 HP   |
|                                  | 2 x 7,5 HP   |
| <b>FILTRATION</b>                |  |
|                                  | 2 single 20" pre-filters                                 |
|                                  | 4 single 20" pre-filters                                 |
|                                  | 1 multi-cartridge (equivalent to 1 x 5 20" pre-filters)  |
|                                  | 2 multi-cartridges (equivalent to 2 x 5 20" pre-filters) |

| RO POST CART                            |  |
|---|--|
| <b>NUMBER OF POSTS AND MEMBRANES</b>    |  |
|   | 1 to 10 posts and membranes                            |
| <b>POST AND MEMBRANE CONFIGURATIONS</b> |  |
|   | Single membranes = 15 Brix max                         |
|   | Single membranes + booster pump = 30 Brix max          |
|   | Single + double membranes = 15 Brix max                |
|   | Single + double membranes + booster pump = 30 Brix max |



## NEW heRO-3T CDL CONCENTRATORS: NOW 100% MODULAR!

Available in STANDARD (manual) or  
INTELLIGENT (automated) models

Photo: Model heRO-3T Intelligent



Model appearance may vary.

## FROM 1800 TO 5400 GPH

**CONCENTRATE  
FROM 1.5 BRIX TO  
30 BRIX IN ONE PASS,  
EVEN AT THE END OF  
THE SEASON!**

- > Stainless steel pressure pumps (turbines)
- > Positive recirculation system that allows operation for several hours without loss of performance. This unique system extends the life of the membranes.
- > Posts: Very reliable maintenance-free submersible motors for over 15 years
- > High and low pressure protection
- > High temperature protection





## heRO INTELLIGENT VS REMOTE CONTROL

If your model is Intelligent, you will automate and manage 100% remotely all the features of your concentrator according to the defined parameters.

If your model is Manual, you can add control modules that allow you to perform certain functions remotely. However, this does not make it intelligent; you will therefore have to perform the actions one after the other through the interface. This will require supervision.

|                   | AUTOMATED  |          |                 |          |          |
|-------------------|--|----------|-----------------|----------|----------|
|                   | MANUEL   |          |                 |          |          |
|                   | INCLUDED   | OPTIONAL | REMOVED CONTROL | INCLUDED | OPTIONAL |
| VALVE MANAGEMENT  | Maple water tank supply control  | ✓        |                 | ✓        | ✓        |
|                   | Permeate tank feed control   | ✓        |                 | ✓        | ✓        |
|                   | Wash tank valve supply control   | ✓        |                 | ✓        | ✓        |
|                   | Wash tank drain control  | ✓        |                 | ✓        | ✓        |
|                   | Concentration valve control  | ✓        |                 | ✓        | ✓        |
|                   | Pressure valve control   | ✓        |                 | ✓        | ✓        |
|                   | Concentrate outlet valve control   | ✓        |                 | ✓        | ✓        |
|                   | Permeate outlet valve control  | ✓        |                 | ✓        | ✓        |
| ACCESSORIES       | Brix reading (input and/or output)   |          | ✓               | ✓        | ✓        |
|                   | Digital readout of concentrate flow  |          | ✓               | ✓        | ✓        |
|                   | Digital readout of permeate flow   |          | ✓               | ✓        | ✓        |
|                   | Visualization of the sap tank level  |          | ✓               | ✓        | ✓        |
|                   | Visualization of the permeate tank level   |          | ✓               | ✓        | ✓        |
|                   | Visualization of concentrate level   |          | ✓               | ✓        | ✓        |
|                   | Conductivity reading   |          | ✓               |          | ✓        |
|                   | pH reading   |          | ✓               |          | ✓        |
|                   | Soap pump  |          |                 |          | ✓        |
|                   | Acid pump  |          |                 |          | ✓        |
| PROCESSES/ACTIONS | Brix control   | ✓        | ✓               |          | ✓        |
|                   | Rinse after wash   |          |                 |          | ✓        |
|                   | Desugaring after concentration   |          |                 |          | ✓        |
|                   | Repetitive hot water loop  |          |                 |          | ✓        |
|                   | Preventive management of membrane clogging   |          |                 |          | ✓        |
|                   | Washing management according to the permeability test (PWP) in regards of the biological standards |          |                 |          | ✓        |
|                   | Washing pH control management  |          |                 |          | ✓        |
| pH neutralization |  |          |                 | ✓        |          |

| MAIN UNIT                 |  |
|---------------------------|--|
| FEED PUMPS                |  |
|                           | 1 x 3 HP   |
|                           | 1 x 5 HP   |
|                           | 1 x 7,5 HP   |
| PRESSURE PUMPS (TURBINES) |  |
|                           | 1 x 7,5 HP   |
|                           | 2 x 7,5 HP   |
|                           | 3 x 7,5 HP   |
| FILTRATION                |  |
|                           | 1 multi-cartridge (equivalent to 1 x 5 20" pre-filters)  |
|                           | 2 multi-cartridges (equivalent to 2 x 5 20" pre-filters) |

| RO POST CART                     |  |
|----------------------------------|--|
| NUMBER OF POSTS AND MEMBRANES    |  |
|                                  | 4 to 16 posts and membranes                            |
| POST AND MEMBRANE CONFIGURATIONS |  |
|                                  | Single membranes = 15 Brix max                         |
|                                  | Single membranes + booster pump = 30 Brix max          |
|                                  | Single + double membranes = 15 Brix max                |
|                                  | Single + double membranes + booster pump = 30 Brix max |



## NEW heRO-4T CDL CONCENTRATORS: NOW 100% MODULAR!

Available in **STANDARD** (manual) or **INTELLIGENT** (automated) models

Photo: Model heRO-4T Intelligent



Model appearance may vary.

## FROM 1800 TO 7200 GPH

**CONCENTRATE  
FROM 1.5 BRUX TO  
30 BRUX IN ONE PASS,  
EVEN AT THE END OF  
THE SEASON!**

- > Stainless steel pressure pumps (turbines)
- > Positive recirculation system that allows operation for several hours without loss of performance. This unique system extends the life of the membranes.
- > Posts: Very reliable maintenance-free submersible motors for over 15 years
- > High and low pressure protection
- > High temperature protection





# heRO INTELLIGENT VS REMOTE CONTROL

If your model is Intelligent, you will automate and manage 100% remotely all the features of your concentrator according to the defined parameters.

If your model is Manual, you can add control modules that allow you to perform certain functions remotely. However, this does not make it intelligent; you will therefore have to perform the actions one after the other through the interface. This will require supervision.

|                          | AUTOMATED  |          |                 |          |          |
|--------------------------|--|----------|-----------------|----------|----------|
|                          | MANUEL   |          |                 |          |          |
|                          | INCLUDED   | OPTIONAL | REMOVED CONTROL | INCLUDED | OPTIONAL |
| <b>VALVE MANAGEMENT</b>  | Maple water tank supply control  | ✓        |                 | ✓        | ✓        |
|                          | Permeate tank feed control   | ✓        |                 | ✓        | ✓        |
|                          | Wash tank valve supply control   | ✓        |                 | ✓        | ✓        |
|                          | Wash tank drain control  | ✓        |                 | ✓        | ✓        |
|                          | Concentration valve control  | ✓        |                 | ✓        | ✓        |
|                          | Pressure valve control   | ✓        |                 | ✓        | ✓        |
|                          | Concentrate outlet valve control   | ✓        |                 | ✓        | ✓        |
|                          | Permeate outlet valve control  | ✓        |                 | ✓        | ✓        |
| <b>ACCESSORIES</b>       | Brix reading (input and/or output)   |          | ✓               | ✓        | ✓        |
|                          | Digital readout of concentrate flow  |          | ✓               | ✓        | ✓        |
|                          | Digital readout of permeate flow   |          | ✓               | ✓        | ✓        |
|                          | Visualization of the sap tank level  |          | ✓               | ✓        | ✓        |
|                          | Visualization of the permeate tank level   |          | ✓               | ✓        | ✓        |
|                          | Visualization of concentrate level   |          | ✓               | ✓        | ✓        |
|                          | Conductivity reading   |          | ✓               |          | ✓        |
|                          | pH reading   |          | ✓               |          | ✓        |
|                          | Soap pump  |          |                 |          | ✓        |
|                          | Acid pump  |          |                 |          | ✓        |
| <b>PROCESSES/ACTIONS</b> | Brix control   |          | ✓               | ✓        | ✓        |
|                          | Rinse after wash   |          |                 |          | ✓        |
|                          | Desugaring after concentration   |          |                 |          | ✓        |
|                          | Repetitive hot water loop  |          |                 |          | ✓        |
|                          | Preventive management of membrane clogging   |          |                 |          | ✓        |
|                          | Washing management according to the permeability test (PWP) in regards of the biological standards |          |                 |          | ✓        |
|                          | Washing pH control management  |          |                 |          | ✓        |
| pH neutralization        |  |          |                 | ✓        |          |


| MAIN UNIT                        |  |
|----------------------------------|--|
| <b>FEED PUMPS</b>                |  |
|                                  | 1 x 7,5 HP   |
|                                  | 2 x 7,5 HP   |
| <b>PRESSURE PUMPS (TURBINES)</b> |  |
|                                  | 1 x 7,5 HP   |
|                                  | 2 x 7,5 HP   |
|                                  | 3 x 7,5 HP   |
|                                  | 4 x 7,5 HP   |
| <b>FILTRATION</b>                |  |
|                                  | 1 multi-cartridge (equivalent to 1 x 5 20" pre-filters)  |
|                                  | 2 multi-cartridges (equivalent to 2 x 5 20" pre-filters) |
|                                  | 4 multi-cartridges (equivalent to 2 x 5 20" pre-filters) |

| RO POST CART                            |  |
|---|--|
| <b>NUMBER OF POSTS AND MEMBRANES</b>    |  |
|   | 4 to 21 posts and membranes                            |
| <b>POST AND MEMBRANE CONFIGURATIONS</b> |  |
|   | Single membranes = 15 Brix max                         |
|   | Single membranes + booster pump = 30 Brix max          |
|   | Single + double membranes = 15 Brix max                |
|   | Single + double membranes + booster pump = 30 Brix max |



# 2.0 CDL RO POST CART

**24** RO POST CARTS  
CONFIGURATIONS AVAILABLE. CONTACT US!




Example above: Intelligent RO post cart with 21 single posts




## ADVANTAGES


- > All stainless steel plumbing
- > High flow rate rinsing
- > Drainage of the whole cart by gravity (optional)
- > Modular, possibility to add membranes over time according to your needs.
- > Simplified addition of membranes
- > Available in manual or automated model
- > Individual flow meter at the end of each membrane for faster diagnosis
- > On casters to facilitate movement and/or installation of the membranes
- > Easy addition of booster pumps
- > High-speed wash



Example above: Manual RO post cart with 4 single posts



Example above: Intelligent RO post cart with 2 single posts and 3 double posts



Example above: Manual RO post cart with 10 single posts

**Buy a bigger RO post cart to better plan your future expansion.**

**You will only need to add the additional posts and membranes over time.**





**We offer the best membrane washing service!  
Details in-store!**

### MULTIPLE CARTRIDGE HOUSING



Stainless steel multiple filtration cartridge housing (holds 5 pre-filters)

665056

Stainless steel base for the multiple cartridge housing

7100101

Interior support only

665068



**Change your RO prefilters in 1 minute!**

### ADVANTAGES

- Designed and manufactured by CDL;
- Quick and easy filter changes;
- High filtration capacity;
- Creates no restrictions at the entrance of the RO.

### PREFILTERS



Pre-filter cartridge 5 mic. 9-7/8" 6682101

Pre-filter cartridge 5 mic. 20" 66821



10" synthetic filter protectors | 12/pkg 66207

20" synthetic filter protectors | 12/pkg 66208



6-1/2" plexiglass cover 66270




10" filtration bag 6-1/2"x16" EVBAG100

20" filtration bag 6-1/2"x32" EVBAG200

30" filtration bag 6-1/2"x30" 66823-30

### MRO MAX MEMBRANES & STORAGE CANISTERS



|                             | CDL       | MRO MAX  |
|-----------------------------|-----------|----------|
| 4" membrane                 | 66016140  | 6604040  |
| 8" membrane                 | 66016980  | 6608040  |
| 8" membrane (high pressure) | 66HP16980 | 66HP8040 |
| 16" membrane                | 660016    | -        |



A

B

|   |                      |        |
|---|----------------------|--------|
| A | 4" storage canister  | 724204 |
| B | 8" storage canister  | 724225 |
|   | 16" storage canister | 724226 |

### MISCELLANEOUS



Food grade o-ring grease | 6 g 66531



Food grade o-ring grease | 150 g 66535



Wrench for blue filter 662283



10 GPM Bluewhite flowmeter 661042



1/4" NPT valve x Tube 90° 6622312



4" membrane U-cup 66402

8" membrane U-cup 66401



## CLEANING AND STORAGE SOLUTIONS



**TRUST THE CDL BRAND FOR  
CLEANING AND  
STORAGE SOLUTIONS.  
QUALITY. EFFICIENCY.**



|  |  |
|--|--|
| <b>A</b> Citric acid 1 kg (powder) 66994                               | <b>F</b> Organic membrane soap "Superflow green" 2 kg (powder) <b>NEW</b> 662404 |
| Citric acid 20 L (liquid) For CDL intelligent RO 6699420               | <b>G</b> Organic soap "Superflow green" 22.7 kg (powder)  662402                 |
| <b>B</b> Superflow soap 1 kg (powder) 6624909                          | <b>H</b> Peracetic cleaner 4 L 66298   |
| <b>C</b> Superflow soap 20 kg (powder) 66239                           | <b>I</b> Storage solution 1 kg 80000   |
| <b>D</b> Organic soap "Superflow green" 4L (Liquid)  66245             | <b>J</b> 50/50 Glycol 20 L 88020   |
| <b>E</b> Organic membrane soap "Superflow green" 1 kg (powder)  662403 |  |

**FOR ORGANIC CERTIFIED PRODUCERS**

## MEASURING INSTRUMENTS

|  |                                   |        |
|--|-----------------------------------|--------|
|  | pH 0-2,5 Papers 50/pkg            | 668802 |
|  | pH 10-13 Papers 50/pkg            | 668813 |
|  | Calibration solution pH 10 500 ml | 718866 |
|  | Calibration solution pH 4 500 ml  | 718865 |
|  | PH tester                         | 665514 |
|  | Portable conductivity tester      | 718856 |
|  | Heating element 3 000 W - 240 V   | 66493  |
|  | Temperature control               | 669371 |

## FILTERS

|  |  |          |
|--|--|----------|
|  | 1-1/2" line filter + 24-micron cartridge | 6615024  |
|  | 1-1/2" 24-micron filter cartridge only   | 660024   |
|  | 1-1/2" line filter only                  | 6615024K |
|  | 2" line filter + 24-micron cartridge     | 6620604  |
|  | 2" 24-micron filter cartridge only       | 660025   |
|  | 2" line filter only                      | 6620604K |
|  | 20" complete blue filter housing         | 665050   |

**A WIND OF CHANGE IS BLOWING THROUGH THE MAPLE SYRUP INDUSTRY!  
GET OUR BRAND NEW 100% ELECTRIC AND AUTOMATED EVAPORATOR:**

# THE MASTER-E!



Can be connected to



MAPLE SUGARING  
MANAGEMENT SYSTEM



Front view. Evaporator appearance may vary.

- ✔ **100% electric and automated:**
  - Preheating with product recirculation
  - Automatic steam compressor activation
  - Evaporation with continuous concentrate feed and syrup output
  - 100% sugar recuperation (desugaring)
  - Automatic wash & rinse (no more scrubbing)
- ✔ **Unmatched energy efficiency**
- ✔ **Works on renewable energy**
- ✔ **Contains a very small volume of syrup when compared to traditional evaporators**

The Master-E evaporator is a new concept in the maple industry.

The Master-E combines electric energy with the high efficiency of steam compression while evaporating under vacuum.

## GRANTS

Government energy saving grants may be available in your state or province for the purchase of high efficiency energy saving electric evaporators!



# MASTER-E

The concentrate is preheated before the evaporation stage. The preheating stage is quick due to low liquid volume contained in the evaporator. A small electric steam generator generates the necessary heat. Once proper liquid temperature is reached, the steam compressor is automatically activated, steam pressure and temperature rise and generate evaporation. After a few minutes, when liquid temperature has stabilized the boiler shuts off and doesn't come on again. Necessary heat is only produced by compression of the liquid evaporation vapors.

Heat from condensate is transferred to cold sap feed and nearly all the energy is recuperated. Cold condensate output from plate heat exchanger is discarded to drain.

No evaporator on the market can match the efficiency of the Master-E!

## INSTALLATION

- Compact design. No smoke stack is needed.  
Evaporator dimensions: 54 ft<sup>2</sup> (118" x 66")  
Compressor dimensions: 17 ft<sup>2</sup> (70" x 35")  
N.B.: Building requires 12.5' ceiling clearance for the installation and a 8.5' door for the delivery
- Compressor may be installed to the right or behind the evaporator

## MAINTENANCE

- Constant product circulation contributes to low niter accumulation on the heating tubes
- No scrubbing or tube replacement
- Can operate long continuous hours without stopping
- Easy maintenance, thanks to an automated wash and rinse cycle
- Quick drainage
- Requires little maintenance
- Reliable and sturdy construction

## OPERATION AND PERFORMANCE

- **Production capacity:**  
**2.5 barrels/h (100 US Gal./h., concentrate feed of 30 Brix or more)**
- **Lowest production cost:**  
**\$2,75 (CAD)/40 US Gal. barrel (based on \$0,10/kW energy cost)**
- Safe and efficient
- Simplified functionality and easy start up
- Works under vacuum
- Fast preheating sequence (45 min) because of the steam generator
- Very safe, runs very low steam pressure
- High quality maple syrup production
- Continuously constant Brix syrup production
- Very flexible to allow the operator to boil a sap or concentrate at any Brix. Very effective at High Brix  $\geq 30$  Brix
- Very low volume of liquid in the evaporator (less than 20 US gallons)
- 100% automated for better efficiency over a long period of operation
- Automatic and management of product Brix output
- Very high energy efficiency, low steam loss

## POWER REQUIREMENT

| MODEL    | VOLTAGE              | PHASES | AMPS    |
|----------|----------------------|--------|---------|
| 67EL4603 | 460 V                | 3      | 122.0 A |
|          | 575 V <sup>1,2</sup> | 3      | 95.0 A  |
|          | 230 V <sup>2</sup>   | 3      | 243.0 A |
| 67EL2401 | 240 V <sup>2</sup>   | 1      | 503.0 A |

<sup>1</sup> 575 V only available in Canada.

<sup>2</sup> Transformer required (not supplied by CDL)



Wood model shown

SCAN TO SEE  
THE VIDEO

[bit.ly/cdlvideos](https://bit.ly/cdlvideos)



**AVAILABLE SIZES:**  
**3' x 11' to 7' x 18'**



**50/50 CONFIGURATION  
AVAILABLE!**





# THE MASTER OF EVAPORATORS

## FOR THE FOLLOWING REASONS:

- Rugged and quality construction
- Energy efficient
- Easy to operate
- Boiling stability
- Boiling conditions adjustment and flexibility from 2 to 35 Brix
- Longer boiling time without pan change
- Flavor and authenticity of maple syrup
- Evaporation performance
- Energy costs / labor per barrel
- Easy cleaning

## AVAILABLE OPTIONS:

- > Syrup flow reverser
- > Double pass flue pan
- > Syrup drip tray
- > Multi-pass syrup pan
- > Permeate or concentrate preheater
- > Mechanical or electrical level control
- > Control panel with 110 V electric outlet
- > Front/rear Protect-O
- > Front/Rear pan washer
- > Motorized level control (ON-OFF)





**Master**

**TO GUIDE YOU IN CHOOSING YOUR NEW MASTER EVAPORATOR, HERE ARE SOME THINGS TO CONSIDER DEPENDING ON THE FUEL.**

**WOOD EVAPORATORS**

- > Self-sufficiency and fuel availability
- > Independence on energy costs (low and stable)
- > 100% renewable energy
- > Valorization of non-marketable wood from your sugarbush
- > Feeding of the evaporator can be facilitated by mechanical equipment

**Master evaporator - wood**

|   | Brix of concentrate            |                                |                                |                               |
|---|--------------------------------|--------------------------------|--------------------------------|-------------------------------|
|   | 15                             | 20                             | 25                             | 30                            |
| <b>Ratio</b><br>Cord / imp. gal                       | 0.0065                         | 0.0047                         | 0.0032                         | 0.0025                        |
| <b>\$ Cost / imp. gal</b>                             | \$0.65<br>(CAD)                | \$0.47<br>(CAD)                | \$0.32<br>(CAD)                | \$0.25<br>(CAD)               |
| <b>\$ Cost / U.S. gal</b>                             | \$0.81<br>(USD)                | \$0.58<br>(USD)                | \$0.40<br>(USD)                | \$0.31<br>(USD)               |
| <b>\$ Cost / Barrel</b><br>(34 imp. gal, 40 U.S. gal) | \$21.99 (CAD)<br>\$32.34 (USD) | \$15.82 (CAD)<br>\$23.26 (USD) | \$10.99 (CAD)<br>\$16.17 (USD) | \$8.48 (CAD)<br>\$12.47 (USD) |

Based on a price of \$100 CAD (\$150 USD) / wood cord (24" x 4' x 8')







## WOOD CHIPS EVAPORATORS

- > Self-sufficiency and fuel availability
- > Independence on energy costs (low and stable)
- > 100% renewable energy
- > 100% automated feeding
- > Valorization of non-marketable wood from your sugarbush
- > Quick start, stability of boiling, rapid shutdown and reduced monitoring of operation
- > Simple, effective and easy boiling modulation

| Master evaporator - wood chips                 |                               |                              |                              |                              |
|--|-------------------------------|------------------------------|------------------------------|------------------------------|
|  | Brix of concentrate           |                              |                              |                              |
|  | 15                            | 20                           | 25                           | 30                           |
| Ratio<br>PP / imp. gal                         | 0.71                          | 0.51                         | 0.35                         | 0.27                         |
| \$ Cost / imp. gal                             | \$0.35<br>(CAD)               | \$0.26<br>(CAD)              | \$0.18<br>(CAD)              | \$0.14<br>(CAD)              |
| \$ Cost / U.S. gal                             | \$0.18<br>(USD)               | \$0.13<br>(USD)              | \$0.09<br>(USD)              | \$0.07<br>(USD)              |
| \$ Cost / Barrel<br>(34 imp. gal, 40 U.S. gal) | \$12.05 (CAD)<br>\$7.09 (USD) | \$8.67 (CAD)<br>\$5.10 (USD) | \$6.03 (CAD)<br>\$3.55 (USD) | \$4.65 (CAD)<br>\$2.73 (USD) |

Based on a price of \$0.50 CAD (\$0.30 USD) / pi<sup>3</sup> of wood chips

## PELLET EVAPORATORS

- > 100% renewable energy
- > Low energy cost
- > 100% automated feeding
- > Quick start, stability of boiling, rapid shutdown and reduced monitoring of operation
- > Simple, effective and easy boiling modulation



| Master evaporator - pellet                     |                                |                                |                                |                                |
|--|--------------------------------|--------------------------------|--------------------------------|--------------------------------|
|  | Brix of concentrate            |                                |                                |                                |
|  | 15                             | 20                             | 25                             | 30                             |
| Ratio<br>Lbs / Gal. US                         | 7.00                           | 5.00                           | 3.50                           | 2.70                           |
| \$ Cost / imp. gal                             | \$1.34<br>(CAD)                | \$0.96<br>(CAD)                | \$0.67<br>(CAD)                | \$0.52<br>(CAD)                |
| \$ Cost / U.S. gal                             | \$0.84<br>(USD)                | \$0.60<br>(USD)                | \$0.42<br>(USD)                | \$0.32<br>(USD)                |
| \$ Cost / Barrel<br>(34 imp. gal, 40 U.S. gal) | \$45.70 (CAD)<br>\$33.60 (USD) | \$32.64 (CAD)<br>\$24.00 (USD) | \$22.85 (CAD)<br>\$16.80 (USD) | \$17.63 (CAD)<br>\$12.96 (USD) |

Based on a price of \$0.16 CAD (\$0.12 USD) / lbs of pellets





# Master

## OIL, NATURAL GAS & PROPANE EVAPORATORS

- > Quick start and stop
- > Boiling stability, reduced operation supervision
- > Boiling modulation available depending on the burner
- > Natural gas: When available, the possibility of being connected to a gas distribution network

### Master evaporator - oil

|   | Brix of concentrate             |                                |                                |                                |
|---|---------------------------------|--------------------------------|--------------------------------|--------------------------------|
|   | 15                              | 20                             | 25                             | 30                             |
| <b>Ratio</b><br>Litre / U.S. gal                      | 0.43                            | 0.30                           | 0.22                           | 0.17                           |
| <b>\$ Cost / imp. gal</b>                             | \$3.12<br>(CAD)                 | \$2.18<br>(CAD)                | \$1.60<br>(CAD)                | \$1.23<br>(CAD)                |
| <b>\$ Cost / U.S. gal</b>                             | \$1.72<br>(USD)                 | \$1.20<br>(USD)                | \$0.88<br>(USD)                | \$0.68<br>(USD)                |
| <b>\$ Cost / Barrel</b><br>(34 imp. gal, 40 U.S. gal) | \$106.20 (CAD)<br>\$68.92 (USD) | \$74.09 (CAD)<br>\$48.08 (USD) | \$54.33 (CAD)<br>\$35.26 (USD) | \$41.99 (CAD)<br>\$27.25 (USD) |

Based on a price of \$1.60 CAD (\$1.06 USD) / litre

### Master evaporator - propane

|   | Brix of concentrate            |                                |                                |                                |
|---|--------------------------------|--------------------------------|--------------------------------|--------------------------------|
|   | 15                             | 20                             | 25                             | 30                             |
| <b>Ratio</b><br>Litre / U.S. gal                      | 0.66                           | 0.45                           | 0.33                           | 0.25                           |
| <b>\$ Cost / imp. gal</b>                             | \$2.10<br>(CAD)                | \$1.43<br>(CAD)                | \$1.05<br>(CAD)                | \$0.79<br>(CAD)                |
| <b>\$ Cost / U.S. gal</b>                             | \$1.91<br>(USD)                | \$1.30<br>(USD)                | \$0.96<br>(USD)                | \$0.72<br>(USD)                |
| <b>\$ Cost / Barrel</b><br>(34 imp. gal, 40 U.S. gal) | \$71.31 (CAD)<br>\$76.46 (USD) | \$48.62 (CAD)<br>\$52.13 (USD) | \$35.66 (CAD)<br>\$38.23 (USD) | \$27.01 (CAD)<br>\$28.96 (USD) |

Based on a price of \$0.70 CAD (\$0.77 USD) / litre

**THE MOST  
ECONOMICAL  
ON THE  
MARKET!**



**STANDARD  
RIELLO  
BURNER**

Allows flame modulation between 20% to 100% to perfectly adapt the boil to your need.

Distributes the flame efficiently and more environmentally friendly.





# UNIQUE TECHNOLOGY IN THE MAPLE SUGARING INDUSTRY.



## HIGH PRESSURE STEAM EVAPORATOR



### MAIN FEATURES

|                          |   |
|--------------------------|---|
| <b>FUEL</b>              | OIL, PROPANE, NATURAL GAS AND GAS COMBINATION                     |
| <b>DIMENSIONS</b>        | 25 HP, 35 HP, 50 HP ET 60 HP without certifications, up to 300 HP |
| <b>EFFICIENCY</b>        | Unmatched evaporation power per square foot                       |
| <b>AVAILABLE OPTIONS</b> | Automated washing system, steam pan and flow reverser             |

### INCLUDES:

- > R7 pan only includes sight glass level, draw off valve and electric valve with levato
- > Single inner coil
- > Hood with glass doors
- > Stack, roof jack & collar
- > Stainless steel stand with two 120V electrical outlets
- > Delivery and start-up by a CDL technician

### OPTIONAL:

- > Steam blower
- > Pan Washer
- > Steam Pan
- > Sequential automated washing system for steam pans
- > LED light
- > Reverse Flow
- > Double coils
- > Thermoregulator



The R7 high pressure steam evaporator from CDL allows evaporation of sap, concentrate or maple syrup from **2 to 66 Brix**.

The R7 offers **optimal control of the heat and evaporation intensity allowing great flexibility.**

This high-tech and high performance steam evaporation system **brings unmatched evaporation per square foot power.**

Available from 25 HP to 60 HP without any certifications/license card. Power can reach up to 300 HP depending on the regulations in your area.

### STEAM BOILER

- > Very low water level in pan;
- > Ultra-quick start and stop;
- > No need to change coils and cleaning directly in pan;
- > No pan change needed;
- > No risk of burning the pans.


### Useful features of steam generator system:

- > Barrel cleaning;
- > Maple syrup warming;
- > Quick and efficient cooking for processing.





# DELUXE



CDL's **Deluxe** oil evaporator was designed for small and medium-sized sugarbush producers.

This evaporator is very efficient and gives its owner an incomparably comfortable and stable boiling experience. This equipment is very reliable and very simple to operate.

**To use it is to adopt it!**

## MAIN FEATURES

|                          |   |
|--------------------------|---|
| <b>FUEL</b>              | OIL, NATURAL GAS OR PROPANE   |
| <b>DIMENSIONS</b>        | Available in sizes: 2' x 6' to 6' x 18'   |
| <b>CONSUMPTION</b>       | Perfect for small and medium producers. Hassle-free boiling stability and easy operation.   |
| <b>AVAILABLE OPTIONS</b> | Automatic draw-off valve. Syrup drip tray. Hood pre-heater. Permeate pre-filter. Steam pan. Protect-O Level controller protection |

Interchangeable and reversable sap inlet and outlet

## • 100% REVERSIBLE!

- Most proven evaporator in its class
- Timeless classic look
- Incomparable value for money
- Simple and reliable mechanics





• **100% REVERSIBLE!**

- Integrated heat recovery system that:
  - Preheats combustion air for unparalleled combustion efficiency
  - Limits energy loss by reducing the chimney temperature
- Automated combustion air management system that:
  - Simplifies the operation
  - Allows you to adjust the evaporation rate according to your needs
  - Stabilizes power throughout the charging period
- Manual air adjustment dampers allow fine-tuning combustion adjustments for optimal performance regardless of the type of wood used
- Luxury aesthetics  
100% stainless steel

The most **EFFICIENT** evaporator in the range of wood evaporators with conventional evaporation pan offered by CDL

| MAIN FEATURES |   |
|---------------|---|
| FUEL          | WOOD (soft or hard)   |
| DIMENSIONS    | Available sizes: 2½' x 8' to 6' x 18'   |
| CONSUMPTION   | 0.24 medium quality wood cord (24") per barrel (32 imp. gal - 40 U.S. gal) of syrup (15 Brix) |
| IDEAL FOR     | Get up to 85% energy efficiency while benefiting from automation and ease of use.             |

**Interchangeable and reversable sap inlet and outlet**





• **100% REVERSIBLE!**

- Automated combustion air management system that:
  - Simplifies the operation
  - Allows you to adjust the evaporation rate according to your needs
  - Stabilizes power throughout the wood loading periods
- Manual air adjustment dampers allow fine-tuning combustion adjustments for optimal performance regardless of the type of wood used

The most **PERFORMING** evaporator in the range of wood evaporators with conventional evaporation pan offered by CDL.

**MAIN FEATURES**

|                    |  |
|--------------------|--|
| <b>FUEL</b>        | WOOD (soft or hard)                                      |
| <b>DIMENSIONS</b>  | Available sizes: 2½' x 8' to 6' x 18'                    |
| <b>CONSUMPTION</b> | Wood consumption 40% less than a conventional evaporator |
| <b>IDEAL FOR</b>   | Balance between performance and boiling stability        |

Interchangeable and reversable sap inlet and outlet





• **100% REVERSIBLE!**

- High evaporation capacity at an affordable price
- Superior lifespan
- Even boil: softer in front, aggressive in rear
- No need to preheat the chimney
- Full throttle in less than 10 minutes
- Good operation even in low pressure (bad wind)
- Fully reversible
- Small amount of bricks needed
- Perfect for beginners, easy to operate and very limited risk of error
- No risk of backdraft and very safe
- Adjustable boiling intensity

The new **airtight high performance Venturi** evaporators has a unique **artificial draft system** allowing the intake of **primary air at high pressure by suction**. It simply and safely increases the evaporation performance of the evaporator. The Venturi Performance system developed by CDL.

| MAIN FEATURES     |                                  |
|-------------------|----------------------------------|
| FUEL              | WOOD                             |
| DIMENSIONS        | 12 models from 2'x4' to 4'x15'   |
| CONSUMPTION       | Up to 40% more output            |
| AVAILABLE OPTIONS | Wide choice of options available |

**Interchangeable and reversable sap inlet and outlet**



## STEAM PAN AND PAN WASHER OPTIONS FOR EVAPORATORS

Available with:



# PERFORMANCE AND EFFICIENCY GREATLY IMPROVED!



### STEAM PAN

Sizes available:  
2' x 4' à 7' x 12'

### AUTOMATED FRONT AND REAR PAN WASHER BY CDL

#### STEAM PAN ADVANTAGES

**Improve performance and efficiency by up to 50% without additional fuel consumption.**

- > The use of the steam pan causes a significant reduction in energy consumption by reusing the steam produced by the flue pan. This reduction in energy consumption can be up to 50% depending on the Brix at the input of the pan;
- > This option can be installed on all types of evaporators (wood, pellet, oil).

#### AUTOMATED PAN WASHER ADVANTAGES

**A must for anyone looking to improve and simplify their operation.**

- > Available as an option for Venturi, Intense-0-Fire 2, Chinook, Deluxe, Master and R7 evaporator models, the pan washer by CDL is completely automated and sequential.
- > With its complete non-contact wash and continuous washing circuit, it eliminates stubborn stains and greatly reduces the daily workload.



### SYRUP PAN WASHERS



# CLEANING SIMPLIFIED!


## SINGLE, DOUBLE AND TRIPLE PAN WASHERS ARE AVAILABLE IN MANY SIZES. CHECK IT OUT!

### FLUE PAN LIFTER ON WHEELS

Easily move your flue pan for cleaning or access firebox for maintenance.



REAR PAN



FRONT PAN

Flue pan lifter on wheels  
For all evaporators except the Master evaporator.

671910

Front pan lifter (Master)



671920

Pan lifter on wheels (Master)



671900

## CDL EVAP-O-GRILL

- Good up to 50 taps
- Evaporates up to 7 gallons / hour
- Easy assembly
- No bricking necessary

### INCLUDES:

- 2' x 3' stainless steel pan
- 3/4" stainless steel draw-off ball valve
- Cast iron grate set

670090

### OPTIONAL:

- 6" stack damper
- Reheat pan

670096



**GREAT  
GIFT IDEA!**



# Evap-O-Grill



**SCAN TO SEE  
THE VIDEO**  
[bit.ly/cdlvideos](https://bit.ly/cdlvideos)



## HOBBY EVAPORATORS

The CDL Hobby Evaporator is designed for recreational producers who want to enjoy springtime, while boiling small quantities of maple sap to produce a few gallons of maple syrup per season.

### SYRUP DRAW-OFF NOW FULLY REVERSIBLE!

One pan model



#### 18" X 48" INCLUDES:

- Stainless steel furnace with steel grids
- Stainless steel stack
- 18" x 48" 304 stainless steel argon welded pan
- Stainless steel draw-off valve

18" X 48" evaporator with 2-way flat pan  
*1 to 75 taps*

6700102WD

18" X 48" Evaporator with 18" x 36" flue pan and 18" x 12" syrup pan  
*50 to 125 taps*

6700102WP

#### AVAILABLE OPTION:

- Pre-heating pan 67112WPARE

One flue pan and one syrup pan model



#### 18" X 60" INCLUDES:

- 18" x 42" flue pan
- 18" x 18" syrup pan
- Float box with rear control level.
- Complete smoke stack.

18" x 60" 5" flue pan  
*100 to 200 taps*

67001

Product appearance may vary.



**Combine your evaporator with a Nano RO.  
It will reduce your boiling time! See page 67.**



## PROFESSIONAL EVAPORATORS

The Professional evaporator is a high quality wood evaporator for owners of small sugarbushes. It is designed and manufactured to provide efficient boiling and easy/stable syrup finishing.

Its performance in relation to its size will surprise you.



20" X 84"  
150 to 450 taps

6700103

20" x 54" 2-way  
flue pan  
5" drop flues

Two 20" x 15"  
syrup pan

Rear float box

9" x 8' stainless  
steel smokestack

24" X 72"  
150 to 450 taps

6700302

2' x 4' 2-way  
flue pan  
7" raised flues

One 2' x 2'  
syrup pan

Front and rear  
float box

9" x 8' stainless  
steel smokestack

2' x 8'  
150 to 450 taps

6700502

2' x 5' 2-way  
flue pan  
7" raised flues

Two 24" x 18"  
syrup pan

Front and rear  
float box

10" x 12' stainless  
steel smokestack

Argon welded reversible finishing pan

**SYRUP DRAW-OFF NOW  
FULLY REVERSIBLE!**

Product appearance may vary.

## THE TRADITIONAL EVAPORATORS AVAILABLE IN SIZES: 2-1/2' X 8' TO 5' X 16'

The Traditional CDL evaporator is designed for owners of medium and large sugarbushes wishing to keep the tradition alive of boiling the syrup with firewood while being effective and efficient. This evaporator will provide an incomparable boiling stability. Its robust construction will allow many generations to experience the pleasure of boiling maple syrup.



Product appearance may vary.

### INCLUDES:

- 32" high furnace with cast iron grates and 2 doors for wood loading.
- 1 flue pan with 7" argon welded flues.
- 2 to 3 argon welded syrup pans for finishing (depending on model)
- Front and rear float boxes.
- Stainless steel connections, drain valve and draw-off valve.
- Complete chimney (twice the length of the evaporator) including the stack.
- 1 rope operated stack cover.
- Water level on flue pan.

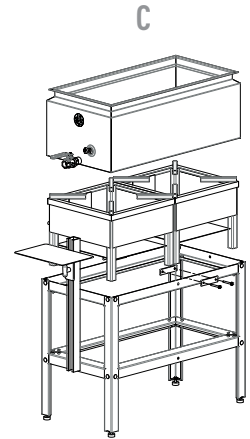
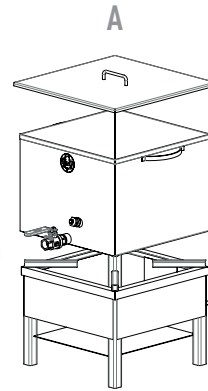
## BEGINNER BOILING KIT



**A** 16" x 16" 15 tap kit 6600801

**INCLUDES:**

- 1 16" x 16" sugar pan cover
- 1 16" x 16" sugar pan
- 1 R-65 propane burner
- 1 Orlon filter #8 thick
- 1 8" cup
- 1 18.5" wooden handle thermometer
- 1 55-70 Brix syrup hydrometer
- 1 3/4" stainless steel nipple
- 1 3/4" FIPT stainless steel ball valve



**B** 16" x 16" kit PRFW16

**INCLUDES:**

- 1 R-65 propane burner
- 1 hose and regulator
- 1 16" x 16" sugar pan
- 1 propane burner support
- 1 3/4" stainless steel nipple
- 1 3/4" FIPT stainless steel ball valve

**C** 16" x 32" kit PRFW32

**INCLUDES:**

- 2 R-65 propane burners (with fastening kit)
- 2 hoses and regulators
- 1 16" x 32" sugar pan
- 1 16" x 32" propane burner support
- 1 3/4" stainless steel nipple
- 1 3/4" FIPT stainless steel ball valve

## HOBBY PRO EVAPORATOR

The perfect solution for small producers that want an efficient and affordable wood evaporator to turn sap into maple syrup!

Stainless steel evaporator base (16" x 32")  
670090200SS

Flat bottom pan 670090215  
3-way pan 670090214



**EASY TO ASSEMBLE**

**INCLUDES:**

- Stainless steel base
- Angle iron grates
- Ceramic wool
- 6' of 6" smoke stack and 1 elbow 6" x 90°

**OPTIONAL:**

- Reheat pan 670090218
- Pan cover 67WPC032
- 2 wheel kit 670090213
- Water level 670090216
- Thermometer EITC0306

Requires bricking kit 1-1/4" x 4-1/2" x 9" (not included).  
670090217

**CONFIGURABLE TO YOUR NEEDS!**



**IDEAL FOR UP TO 25 TAPS**



## INSULATED SYRUP CALIBRATION TANK

The new CDL insulated syrup calibration tank has a stainless steel insulated tank and an integrated mixer.

Easy to use, thanks to a built-in washing system, a recirculation pump and a base on wheels. Simplifies and improves calibration of the syrup before filling barrels.

### ADVANTAGES

- Controlled temperature;
- Real-time Brix reading;
- Perfect maple syrup calibration;
- Simplifies operation.

|   |                  |          |
|---|------------------|----------|
| 250 GAL.  | 4' x 4' x 3'     | 6793443  |
| 350 GAL.  | 4' x 4' x 4-1/2' | 67934445 |
| Insulated calibration tank starter control case |                  | 6793001  |

### Real-time Brix reading available in option

Homogenize syrup before filling barrels with the real-time Brix reader that can read between 5 °C and 100 °C (41 °F and 212 °F) and up to 80 Brix with full precision due to automatic temperature compensation for accurate reading.



668421

## Perfect maple syrup calibration at a controlled temperature by CDL



SCAN TO SEE THE VIDEO  
[bit.ly/cdlvideos](https://bit.ly/cdlvideos)



24-volt power supply.  
 Requires a circulation pump.

## WATER JACKETED CALIBRATION TANK

### Calibrate and bottle your syrup confidently thanks to our brand new water jacketed calibration tank with a capacity of 130 imperial gallons.


The two 5 000 W (240 V) electric elements heat water in the double wall, gently warming your syrup to the desired temperature. The height of the tank has been designed to fill all types of syrup barrels or totes. The wheeled frame is made of stainless steel. This water jacketed tank kit includes an electric diaphragm pump, a water thermometer, a water and syrup level gauge, and an air agitation system. The Brix reader (optional) will give you greater precision and consistency in the Brix level of your syrup.

This system, inspired by large operations, is now accessible to everyone!

|                           |                 |        |
|---------------------------|-----------------|--------|
| SS WATER JACKET TANK      | 46" x 36" x 30" | 67424  |
| 130 GAL. IMP./156 GAL. US |                 |        |
| Brix reader option        |                 | 668429 |



## DRAW-OFF VALVES



Ideal for evaporator with a flow reverser

- Modulating draw-off valve multiple control 2" 66783
- Modulating draw-off valve multiple control 2-1/2" 66784

Clips, silicone gasket and spout not included.



### ADVANTAGES

- Continuous maple syrup draw-off;
- Eliminates the return effect of the syrup into the pans;
- Eliminates large volume draw-offs;
- Improves the constancy of Brix;
- Easier maple syrup filtration.

- Modulating draw-off valve 1-1/2" 66781
- Modulating draw-off valve 2" 66775
- Modulating draw-off valve 2-1/2" 66782

Clips, silicone gasket and spout not included.

## LEVEL CONTROLLER (PROTECTION)

- Protect-O 66876

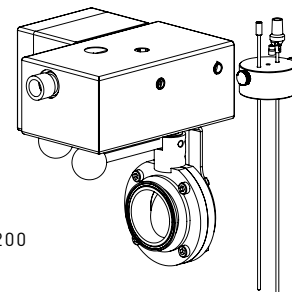


Please contact your CDL store or CDL online store for more information and prices.

## LEVEL CONTROL

Electric level control with Belimo actuator and butterfly type valve.

Manual height adjustment.



- Control box for 2" evap. level + Levato 668767200
- Control box for 2-1/2" evap. level + Levato 668767250

Connection piping not included.

## 1" AUTOMATIC DRAW-OFF VALVE

The CDL 1" automatic draw-off valve allows you to get precise maple syrup flow from your evaporator, every time!

An innovative solution for syrup lovers and small producers.



66786

Silicone gaskets and clips ferrules are available at page 32.

## DRAW-OFF VALVE ACCESSORIES



|        | ELBOWS |          |
|--------|--------|----------|
| 1-1/2" |        | 69BCD150 |
| 2"     |        | 69BCD112 |
| 2-1/2" |        | 69BCD212 |



|        | DOUBLE DRAW-OFF FOR EVAPORATOR |           |
|--------|--------------------------------|-----------|
| 2"     |                                | 660104200 |
| 2-1/2" |                                | 660104250 |



|             | OFF CENTERED FERRULES |           |
|-------------|-----------------------|-----------|
| 2" x 1-1/2" |                       | 60R14215  |
| 2-1/2" x 2" |                       | 60R142122 |



## RECTANGULAR SYRUP FILTER TANKS



The standard model includes only the drain.  
The deluxe model also includes valves, shelf and stainless steel plumbing.

| STEEL STRUCTURE   | US GAL  | IMP. GAL |          |
|-------------------|---------|----------|----------|
| Simple   standard | 42 GAL  | 35 GAL   | 67865406 |
| Double   standard | 80 GAL  | 67 GAL   | 67865206 |
| Double   deluxe   | 80 GAL  | 67 GAL   | 67865207 |
| Triple   standard | 120 GAL | 100 GAL  | 67865208 |
| Triple   deluxe   | 120 GAL | 100 GAL  | 67865209 |



| ALUMINUM STRUCTURE | US GAL | IMP. GAL |        |
|--------------------|--------|----------|--------|
| Double (2x)        | 35 GAL | 29 GAL   | 666735 |
| Double (2x)        | 55 GAL | 45 GAL   | 666755 |
| Double (2x)        | 75 GAL | 62 GAL   | 666775 |

## SYRUP FILTER TANKS



Include the stainless steel cover and drain valve.  
All syrup filter tanks are 28" high.

| US GAL                               | IMP. GAL | DIAM.     |           |
|--------------------------------------|----------|-----------|-----------|
| 5,85 GAL                             | 5 GAL    | 9" (mini) | 67MINFIL  |
| 7,6 GAL                              | 6,5 GAL  | 9"        | 6740006   |
| 14,4 GAL                             | 12 GAL   | 12"       | 6740026   |
| 18 GAL                               | 15 GAL   | 15-1/4"   | 72054015* |
| *Includes 1 filter support (1 hole)  |          |           |           |
| 24 GAL                               | 20 GAL   | 21-3/4"   | 72054020* |
| *Includes 2 filter support (2 holes) |          |           |           |
| 24 GAL                               | 20 GAL   | 16"       | 6740326   |
| 30,4 GAL                             | 26 GAL   | 18"       | 6740426   |
| 45,65 GAL                            | 39 GAL   | 22"       | 6740626   |
| 53,8 GAL                             | 46 GAL   | 24"       | 6740726   |

## FILTER SUPPORTS



| 1 HOLE |        | 3 HOLES |         |
|--------|--------|---------|---------|
| 12"    | 67412  | 22"     | 6742211 |
| 16"    | 674161 | 24"     | 674243  |

## SUGAR PANS

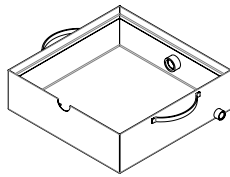
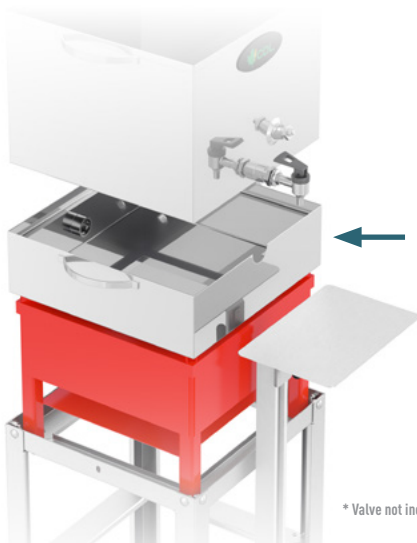


3/4" valve and cover not included



|                 |          |                 |          |
|-----------------|----------|-----------------|----------|
| 16" x 16" x 12" | 67WP1616 | 24" x 24" x 12" | 67WP2424 |
| 16" x 32" x 12" | 67WP1632 | 24" x 36" x 12" | 67WP2436 |
| 16" x 16" Cover | 67WPC016 | 24" x 48" x 12" | 67WP2448 |
| 16" x 32" Cover | 67WPC032 | 24" x 72" x 12" | 67WP2472 |

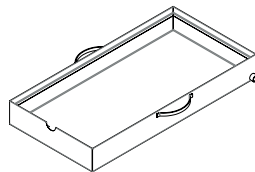
## WATER JACKETED PANS



→ Water jacketed tank for sugar pan that can be used for the beginner bottling kit on page 113.

→ Possibility to install an electric heating element (664934a)  
→ 5" high

16" x 16"      67316M



16" x 32"      MINS32

\* Valve not included

## BOILING ACCESSORIES STAINLESS STEEL



CUPS

|     |          |
|-----|----------|
| 8"  | 6784782  |
| 10" | 67847102 |
| 12" | 67847122 |





## BOILING ACCESSORIES STAINLESS STEEL (CONTINUED)



DIPPERS AND SKIMMERS

|          |                               |            |
|----------|-------------------------------|------------|
|          | Round   5" Wooden handle      | 7205405R   |
| <b>A</b> | Round   6-1/2" Wooden handle  | 72054065R  |
|          | Round   8" Wooden handle      | 7205408R   |
| <b>B</b> | Flat-sided   5" Wooden handle | 7205405P   |
|          | Flat-sided   8" Wooden handle | 7205408P   |
| <b>C</b> | Without holes                 | 6772922007 |
|          | With holes   4"               | 7205404    |




SUGAR PAN

|  |                             |              |
|--|-----------------------------|--------------|
|  | Rectangle   17" X 23" X 11" | 72054172311  |
|  | Round   10" X 14" X 5"      | 72054101405R |
|  | Round   12" X 17" X 6"      | 72054121706  |
|  | Rectangle   12" X 17" X 11" | 72054121711  |



Use these molds to shape your maple sugar cakes.

|  |                    |          |
|--|--------------------|----------|
|  | 250 g (35 per box) | 72054250 |
|  | 500 g (25 per box) | 72054500 |
|  | Adjustable table   | 72924060 |



DEFOAMER SUPPORT

|          |       |             |
|----------|-------|-------------|
| <b>D</b> | Small | 67ANTIMOU P |
|          | Large | 67ANTIMOU G |
| <b>E</b> | 9 oz  | 6700009     |
|          | 16 oz | 6700016     |



FUNNELS

|          |                    |         |
|----------|--------------------|---------|
| <b>F</b> | Small              | 66811   |
|          | Large              | 6681102 |
| <b>G</b> | 1" x 3/8"          | FUNMIN  |
|          | 5-1/2" x 9/16"     | FUN SMA |
| <b>H</b> | Plastic (set of 3) | FUN PLA |



Other sizes available

FILLING CONTAINERS AND PADDLES

|          |                                 |                   |
|----------|---------------------------------|-------------------|
| <b>I</b> | 2 L stainless steel with handle | MEACSL*           |
| <b>J</b> | 2 L stainless steel with handle | <b>NEW</b> 666320 |
| <b>K</b> | 4 L with handle (measuring)     | MEACU4            |
| <b>L</b> | 42" paddle                      | 674242            |

\* Product available in limited quantity.

### GLASS TUBES FOR WATER LEVEL

|             |                 |
|-------------|-----------------|
| 5/8" x 8    | 60PEN58X6PLAGL  |
| 5/8" x 12   | 672176          |
| 5/8" x 18   | 60PEN58X18PLAGL |
| 1-1/2" x 8  | 675157          |
| 1-1/2" x 18 | 60GROSNIVEAU18  |










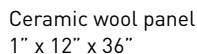


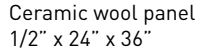


### BLUE PLUGS WITH LONG ARM


|        |           |
|--------|-----------|
| 1-1/2" | 678117112 |
| 2"     | 678117    |
| 2-1/2" | 6781171   |



### HIGH TEMPERATURE PRODUCTS

|   |  |            |   |   |               |
|---|--|------------|---|---|---------------|
|    | Silicone                                     | 60YYCSL503 |      | Fiber glass wool rope                   | 60TXP018      |
|    | Small brick 2 500 °F<br>1-1/4" x 4-1/2" x 9" | 66869      |     | Ceramic wool<br>1" x 4' x 23.65'   8 lb | 60BKT18LB100A |
|   | Large brick 3 000 °F<br>2-1/2" x 4-1/2" x 9" | 66868      |     | Ceramic wool<br>1/2" x 4' x 50'   8 lb  | 60BKT18LB050A |
|  | Brick cement<br>Pyromix, 1 gallon            | 66866      |   | Thermofab wool<br>2" x 1/8"             | 60GW300100    |
|  | Brick cement<br>Pyromix, 4 gallons           | 668664     |  | Ceramic wool panel<br>1" x 12" x 36"    | EBISOL06      |
|  | Dry cement, 25 kg bag                        | 66875      |   | Ceramic wool panel<br>1" x 24" x 36"    | 60BK0019      |
|   |  |            |  | Ceramic wool panel<br>1/2" x 24" x 36"  | 60BK0012      |

### STACKS AND ACCESSORIES



- A** Chinese hats  
*Available in diameters from 6" to 32" and optional spark guard*
- B** Smoke stacks  
*Available in diameters from 6" to 32"*
- C** Stack covers  
*Available in diameters from 7" to 30" and optional spark guard.*
- D** Custom made roof jacks  
*From 6" to 32" with collar*
- E** Base stacks  
*Available for 2' to 6' width evaporators*



## LIQUID DEFOAMER DOSING DEVICE

The most flexible and automatic liquid defoamer dosing device on the market.

Liquid defoamer dosing device 730400



## DEFOAMERS



Kosher | 200 g 66890



Kosher | 2,5 kg 66898



Odorless organic sunflower oil bag in a box 1.5L **ONLY AVAILABLE IN CANADA** **NEW** 663515

**FOR ORGANIC CERTIFIED PRODUCERS**



Organic liquid defoamer 1 gallon **ONLY AVAILABLE IN THE USA** EVAM1280G

**FOR ORGANIC CERTIFIED PRODUCERS**



Liquid | 8 oz. EVAN108W

Liquid | 32 oz. EVAM032W

Liquid | 4 L EVAM128W

## REFRACTOMETERS

SAP AND SYRUP



Eau 0-32 Brix EIRE0032C

Sirop 45-82 Brix EIRS4582C



DIGITAL

0-85 Brix 668412

## ACER CENTRE PRODUCTS ONLY ON REQUEST

**ONLY AVAILABLE IN CANADA**



Calibrating solution for refractometers

Specially design and developed by the Acer Center to calibrate refractometers for Brix maple syrup measurement

66616



## COLORMETERS



Sample bottle only (1,75") 662378



Sample bottle (3,75") 668887



Sample bottle (3,75") + cap 668888

Cap only 668889



Maple syrup digital grader HANNA Brand 662397



10 ml round test tube with plastic insert for HI759 662398

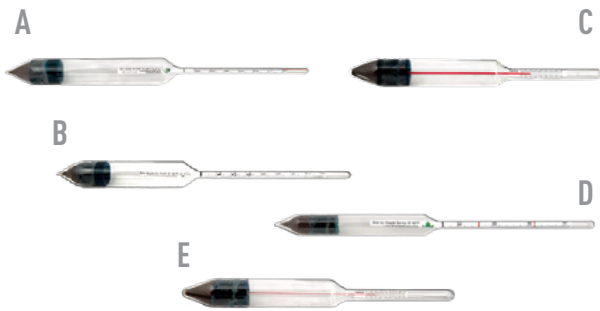


Solution to find the correction factor to apply when reading a hydrotherm or a hydrometer

**ONLY AVAILABLE IN CANADA**

718867


## HYDROMETERS SAP AND SYRUP



|   |       |  |          |
|---|-------|--|----------|
| A | Sap   | 0-6 Brix                               | EIDE2010 |
| B | Sap   | 0-15 Brix                              | 668433   |
| C | Sap   | 10-25 Brix                             | 66849    |
|   | Syrup | 45-75 Brix<br>(Vermont state approved) | EIDS4575 |
| D | Syrup | 55-70 Brix                             | 66845    |
| E | Syrup | Hydrotherm                             | 66841    |


Limited warranty and non-returnable items.

## DIAL THERMOMETERS




|   |   |            |
|---|---|------------|
| A | 3" Dial   9" stem   0-50 °F   1/4" MIPT                           | 72920003   |
|   | 3" Dial   12" stem   0-50 °F   1/4" MIPT                          | 72920004   |
| B | 5" Dial   9" stem   0-50 °F   1/4" MIPT                           | 72920001   |
|   | 5" Dial   12" stem   0-50 °F   1/4" MIPT                          | 72920002   |
|   | 3" Dial   12" stem   0-250 °F   1/2" MIPT                         | 668350     |
|   | 3" Dial   6" stem   0-50 °F   1/4" MIPT                           | EITC0306   |
|   | 3" Dial   9" stem   50-300 °F   1/2" MIPT                         | EITC0309   |
|   | 3" Dial   6" stem   0-250 °F   1/4" MIPT                          | EITC0336   |
| C | 3" Dial   6" stem   0-250 °F   1/2" MIPT                          | EITC033612 |
|   | 3" Dial   9" stem   0-250 °F   1/4" MIPT                          | EITC0330   |
| D | 5" Dial   4" stem   0-250 °F   1/2" MIPT                          | 668356     |
| E | 3" Dial   4" stem   200-1000 °F   1/4" MIPT                       | 668354     |
|   | 3" Dial   6" stem   200-1000 °F   1/2" For evaporator smoke stack | 668210     |

## OTHER THERMOMETERS



|   |                                      |           |
|---|--------------------------------------|-----------|
| A | 8" stem                              | 71750425  |
| B | 12"   Stainless steel                | 71750426  |
| C | Electronic   18" probe               | 668204    |
| D | 6" barometer                         | 72920030  |
| E | 3" thermometer preheater (hot water) | 6408503SS |









**JONATHAN PRESENTS THE DIFFERENT MEASURING INSTRUMENTS AVAILABLE FROM CDL.**

SCAN TO SEE THE VIDEO  
bit.ly/cdlvideos



### BRUSHES FOR PANS AND TANKS

|   |                               |          |
|---|-------------------------------|----------|
|    | 2" x 7" without handle        | 663524   |
|    | 2" x 7" flue brush            | 663521   |
|    | 1/2" x 7" flue brush          | 66352    |
|    | 9" handle                     | EVBRE001 |
|  | 20" handle                    | EVBRE003 |
|  | No handle<br>Round tank brush | 66356    |

### WATERPROOF THERMAL GLOVES

- Breathable
- Waterproof
- Insulated - PU Coated
- High levels of handling precision and grip
- Provides warmth and protection from liquids in cold conditions, with the comfort of a breathable glove.



|          |           |
|----------|-----------|
| Medium   | 669282M   |
| Large    | 669282L   |
| X-Large  | 669282XL  |
| XX-Large | 669282XXL |

Sold in pairs.

### PAN CLEANERS

|  |   |  |
|--|---|--|
|  |  |                     |
| A  | B   | C  |
| Sani-clean   3.78 L  |   |  <b>NEW</b> 6628378 |
| Sani-clean   20 L  |   | 66288  |
| B  | 99% Glacial acetic acid   20 L  | 667474   |

#### PAN ACID FOR STAINLESS STEEL

|   |                |          |
|---|----------------|----------|
|   | 3 lb (powder)  | EVNSS300 |
| C | 10 lb (powder) | EVNSS010 |
|   | 25 lb (powder) | EVNSS250 |

### TUBING AND SPOUT SANITIZERS

|   |  |   |
|---|--|---|
|   |  |  |
| A   | B  | C   |
|  |  | D   |

Pictures shown are for illustration purpose only. Actual product may vary.

|   |                        |   |
|---|------------------------|---|
| A | Isopropyl 70%   18,9 L |  <b>ONLY AVAILABLE IN CANADA</b> 667470  |
| B | Isopropyl 70%   205 L  |  <b>ONLY AVAILABLE IN CANADA</b> 6674277 |
| C | Pure denatured   4 L   | 667575  |
| D | Chlorine 12%   20 L    | 666000  |



# CDLWESFAB FILTER PRESSES

**IMPROVES THE  
PERFORMANCE OF  
YOUR PRESS AND  
FACILITATES THE  
FILTRATION**

- ✓ Made entirely in Canada and the United States
- ✓ Light and compact construction

SCAN TO SEE  
THE VIDEO  
[bit.ly/cdlvideos](https://bit.ly/cdlvideos)




## SEPARATING FILTER PRESS PLATE

Allows you to use only part of your filter press to filter a small quantity. Less cleaning and use less papers.



|                               |     |              |
|-------------------------------|-----|--------------|
| 7" CDLWESFAB press            | NEW | WFCDL7PLATE  |
| 10" CDL press (old CDL model) |     | 6660010PLATE |
| 10" CDLWESFAB press           |     | WFCDL10PLATE |
| 15" CDLWESFAB press           |     | WFCDL15PLATE |
| 20" CDLWESFAB press           | NEW | WFCDL20PLATE |





### ADVANTAGES (7" and 10" presses)

- > Reclinable press (0, 45 and 90 degrees with the cart option) to facilitate the replacement of filter papers;
- > Removable pump kit (to use on another filter press).

|  | 7" presses    | 10" presses    |
|--|---------------|----------------|
| Short filter press + manual diaphragm. pump<br>3 hollow / 2 waffles                                  | WFCDL7M       | -              |
| 3 hollow / 2 waffles   | WFCDL732      | WFCDL1032      |
| 4 hollow / 3 waffles   | WFCDL743      | WFCDL1043      |
| 7 hollow / 6 waffles   | WFCDL776      | WFCDL1076      |
| 8 hollow / 7 waffles   | WFCDL787      | WFCDL1087      |
| <b>Available options:</b>  |               |                |
| Air dia. pump kit 1/2"   | WFCDL7ADP12   | WFCDL10ADP12   |
| Dia. pump kit 120v 1/2" 5.3 GPM  | WFCDL7EDP1253 | WFCDL10EDP1253 |
| Filter press cart  | WFCDL7CH      | WFCDL10CH      |
| Air distributor option   | WFCDL710AIRM  | WFCDL710AIRM   |
| Air inlet kit<br><small>The air supply must be filtered using the 66345657K air filter kit.</small>  | WFCDL7AIRI    | WFCDL10AIRI    |
| Air outlet kit<br><small>The air supply must be filtered using the 66345657K air filter kit.</small> | WFCDL7AIRO    | WFCDL10AIRO    |





**ADVANTAGES (15" presses)**

- > Tightening with a 12 ton hydraulic cylinder with food grade oil, pneumatic or manually operated (not necessary to have compressed air);
- > Drip tray connected to the pump (Useful for closed loop de-sugaring or for pumping syrup from the tray);
- > Bypass valve installed on the front plate for greater efficiency;
- > Drainage of the inlet and outlet in the drip tray through the front plate;
- > Air drainage (optional);
- > Reverse air flow in the press outlet to extend filtration (optional).

**ADVANTAGES (20" presses)**

- > Easy paper installation
- > Larger filtration capacity
- > Frame on wheels
- > Syrup pan underneath
- > Filtration capacity between 15 to 50 barrels
- > Hollow plates 3" thick

| <b>15" presses</b>   |                |
|--|----------------|
| 7 hollow / 6 waffles   | WFCDL1576      |
| 8 hollow / 7 waffles   | WFCDL1587      |
| 9 hollow / 8 waffles   | WFCDL1598      |
| 10 hollow / 9 waffles  | WFCDL15109     |
| <b>Available options:</b>  |                |
| Air dia. pump kit 1/2"   | WFCDL15ADP12   |
| Air dia. pump kit 1"   | WFCDL15ADP1    |
| Dia. pump kit 120v 1/2" 5.3 GPM  | WFCDL15EDP1253 |
| Air inlet kit<br><small>The air supply must be filtered using the 66345657K air filter kit.</small>  | WFCDL15AIRI    |
| Air outlet kit<br><small>The air supply must be filtered using the 66345657K air filter kit.</small> | WFCDL15AIRO    |
| Splash guard   | WFCDL15DEF     |

| <b>20" presses</b>   |             |
|--|-------------|
| 8 hollow / 7 waffles   | WFCDL2087   |
| 9 hollow / 8 waffles   | WFCDL2098   |
| 10 hollow / 9 waffles  | WFCDL20109  |
| <b>Available options:</b>  |             |
| Air dia. pump kit 1"   | WFCDL20ADP1 |
| Air inlet kit<br><small>The air supply must be filtered using the 66345657K air filter kit.</small>  | WFCDL20AIRI |
| Air outlet kit<br><small>The air supply must be filtered using the 66345657K air filter kit.</small> | WFCDL20AIRO |
| Splash guard   | WFCDL20DEF  |

**Warning:** The air supply must be filtered using the 66345657K air filter kit.

Clamped sight glass ferrule 1-1/2"

6600150

Clamped sight glass ferrule 2"

6600200



## CDL VACUUM FILTER PRESSES

**Syrup filter tank and filter press.**  
**Available in 9", 12", 15" and 18" sizes.**

**Includes : 1 filter and 12 prefilters**

|                          |             |                     |             |
|--------------------------|-------------|---------------------|-------------|
| 9"                       | 3.6 US GAL. | Up to 400 taps      | FAU18PV009K |
| Thermometer included     |             |                     |             |
| 12"                      | 9 US GAL.   | Up to 800 taps      | FAU18PV012  |
| 15"                      | 14 US GAL.  | 800 to 1 800 taps   | FAU18PV015  |
| 18"                      | 19 US GAL.  | 1 800 to 3 600 taps | FAU18PV018  |
| Thermometer not included |             |                     |             |

|                             |     |                |
|-----------------------------|-----|----------------|
| Vacuum press cover assembly | 9"  | FAU18PV009COUV |
|                             | 12" | FAU18PV012COUV |
|                             | 15" | FAU18PV015COUV |
|                             | 18" | FAU18PV018COUV |

|   |     |          |
|---|-----|----------|
| 5-micron vacuum filter press polyester filter | 9"  | FAU18036 |
|   | 12" | FAU18038 |
|   | 15" | FAU18017 |
|   | 18" | FAU18018 |
|   | 21" | 668171   |
|   | 24" | 668172   |

|  |     |          |
|--|-----|----------|
| Vacuum filter press polyester prefilter (12/pkg) | 9"  | FAU18035 |
|  | 12" | FAU18037 |
|  | 15" | 668167   |
|  | 18" | 668168   |
|  | 21" | 668169   |
|  | 24" | 668170   |

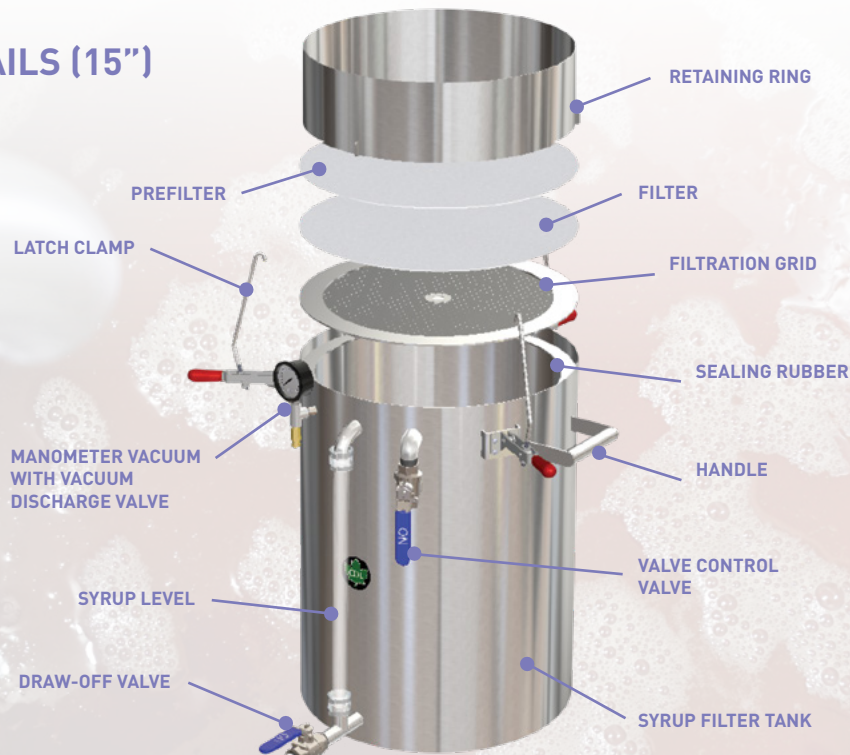


Brushed stainless steel finish

**SCAN TO SEE THE VIDEO**  
[bit.ly/cdlvideos](https://bit.ly/cdlvideos)



### PRODUCT DETAILS (15")





## ELECTRIC DIAPHRAGM PUMP KIT



**Quick and easy installation.**  
For filter press pumping or hot syrup transfer.


Motor 115V  
5.3 GPM | 60 PSI



Electric diaphragm pump with support

669653A

## FILTER PRESS PUMPS



1/2" Diaphragm pump  
(aluminum)

669585

1" Diaphragm pump  
(aluminum)

669601

## ACCESSORIES




A-B



C



D

|   |                                |  |         |
|---|--------------------------------|--|---------|
| A | 545 Celite filter aid<br>10 lb |  | 66825   |
| B | 545 Celite filter aid<br>50 lb |  | 66826*  |
| C | Dicalite filter aid<br>50 lb   |  | 66838   |
| D | CDL filter aid<br>50 lb        |  <b>NEW</b> | 6683CDL |

\* Product available in limited quantity.



7" press felt filters      pkg 12      66827



10" press felt filters      pkg 12      66830



15" press felt filters for  
CDLWESFAB filter presses      pkg 7      WFCDL668015F



20" press felt filters  
2 holes      pkg 7      66820



20" press felt filters  
2 double holes      668206



20" press felt filters  
3 double holes      pkg 7      66850



Self-cleaning press  
felt filters      66852



Polyester #8 felt cone  
5 mic.      66814



Polyester #8 felt cone  
1 mic.      668163



#5 cone filter      FILC05



Cone pre-filter      pkg 12      66206



Flat pre-filter paper  
24" x 24", woven style      PREW24




Flat pre-filter paper  
36" x 36", woven style      PREW36



Bucket filter      FILBAG



Bucket pre-filter      PREWFI



24" x 24" flat filter      FILF24



36" x 36" flat filter  
5 mic.      66211



36" x 36" flat polyester filter 1 mic.      668164



5-1/4" filter papers      pkg 200      66817

7" filter papers      pkg 400      66828

7" filter papers with  
wings      pkg 400      66859

10" filter papers      pkg 400      66829

15" filter papers for  
CDLWESFAB filter presses      pkg 250      WFCDL668015

15" filter papers      pkg 250      668015

20" filter papers  
2 holes      pkg 250      668221

10" filter papers with  
wings      pkg 400      66801

20" filter papers  
3 holes with wings      pkg 250      668224



Food grade grease      66530

## STAINLESS STEEL BARRELS

The CDL barrel is designed according to the recommendations of the Federation of Maple Syrup Producers.



Models may differ from those shown.

Capacity: 13 IMP. GAL. (15 US GAL.)  
Empty weight (Tare): 29 lb  
1 plastic cap (2" center)

66819R

Capacity: 34 IMP. GAL. (40 US GAL.)  
Empty weight (Tare): 48 lb  
2 plastic caps (2" off-center)

66810



Capacity: 34 IMP. GAL. (40 US GAL.)  
Empty weight (Tare): 48 lb  
2 plastic caps (2" and 3/4" off-center)

66813



Capacity: 34 IMP. GAL. (40 US GAL.)  
Empty weight (Tare): 49.6 lb  
2 plastic caps - 2" (one center and one off-center)

66816



Capacity: 45 IMP. GAL. (55 US GAL.)  
Empty weight (Tare): 59 lb  
2 plastic caps (2" and 3/4" off-center)

668161

### ADVANTAGES

- All lower joints completely welded;
- Designed for the complete drainage of syrup or washing water;
- Drip hole on top; No hole on the side;
- Edges with pronounced curves facilitating the handling of the barrels;
- Same dimensions as conventional galvanized barrels;
- Stackable.

## PUMP AND BARREL TRANSFER




Pneumatic stainless steel barrel pump

DRUPUM

### ADVANTAGES

- Allows you to empty a barrel of syrup faster;
- Quicker than a pump;
- Empty barrels of syrup without making a mess;
- Very easy to use.



A 1" Teflon barrel transfer

6150P1

B 5/8" Teflon barrel transfer

6150P58



### BARREL CAPS AND ACCESSORIES



2" stainless steel cap BUNGSS



2" plastic cap (Can be used with bag 663332) 660057



2" plastic cap for barrels (Large thread / hole 3/4 "NPT in center) BUNG06



32-gallon plastic bag 663332B



Stainless steel holder for barrel liner 678952



Stainless steel health barrel key 67ECHBA



Barrel wrench 662285



Barrel wrench 662282

### HANDLING ACCESSORIES FOR BARRELS



3-wheel stainless steel cart 676055S



Stainless steel lever 671092



Barrel lifter with pulley and cord 665045

# WATCH

OUR VIDEOS

ANYWHERE... ANYTIME...

[www.cdinc.ca/en/videos](http://www.cdinc.ca/en/videos)

[www.cdusa.com/videos](http://www.cdusa.com/videos)



## MAPLE CREAM MACHINES



## MAPLE SUGAR MACHINES



Single:  
Capacity of 17 lb.



Double:  
Capacity of 35 lb.


|                                     |                      |         |
|-------------------------------------|----------------------|---------|
| Maple cream machine<br>8 L   110 V  | Brass pump           | 668828  |
| Maple cream machine<br>16 L   220 V | Brass pump           | 668827  |
| Maple cream machine<br>8 L   110 V  | Stainless steel pump | 668828S |
| Maple cream machine<br>16 L   220 V | Stainless steel pump | 668827S |

|   |         |
|---|---------|
| 8" automatic maple sugar machine        | 668855A |
| 8" double automatic maple sugar machine | 668856A |

### ADVANTAGES

- Fully automated;
- Uniform granulation;
- Can function without supervision;
- Available without automation if requested;
- Made of stainless steel;
- 3 in 1: mixer, grinder and dryer;
- Self-cleaning with hot water.

## CANDY MACHINES



|   |                                |          |
|---|--------------------------------|----------|
| A | Candy machine (motor included) | ECB0100A |
| B | Auger and pan                  | ECBMW301 |
| C | Extra pan                      | ECBMP101 |
|   | Motor 1/4 HP                   | 660002   |





**By Maryse Bernier**  
Director of Distribution Chain and Services

## 5 TIPS FOR PERFECT MAPLE CREAM!

At CDL, we offer a range of four maple cream machines. Here are our top 5 tips for making the perfect maple cream with this essential tool for anyone who processes maple syrup.

1. Prepare a cooling bath for the syrup before you start cooking it. Water needs to constantly run in the pan and around your syrup container; a spacer to lift your container and running water are best.
2. Make sure your maple syrup is cooked to the correct temperature—don't let it get beyond 22 °F above the boiling temperature of water. In fact, you may want to remove your syrup from the heat at 21.5 °F, since the syrup will continue cooking for a while.
3. Let the syrup cool long enough. You want it to stay in the pan for 6 (or even better, 12) hours. After that, it's recommended to let the syrup cool at room temperature for another 4 hours once the container has come out of the cooling pan.
4. While the machine is running, use a spatula to constantly scrape the syrup from the sides of the funnel toward the middle of the cone to even out the mixture.
5. Once you're done making the cream, keep your machine clean. Follow the cleaning process in the user manual. Store in a dry place.



### TESTIMONIAL



“I've been using the CDL 16 L cream machine for several years now. It's easy to use and even easier to clean afterward. It allows me to make a silky maple cream that my customers ask for year after year.”

— **Nathalie Lemieux**,  
ÉRABLIÈRE NATHALIE LEMIEUX - Saint-Pascal-de-Kamouraska

## BEGINNER BOTTLING KIT



### INCLUDES:

- 1 16" x 16" sugar pan cover
- 1 16" x 16" sugar pan
- 1 16" x 16" filter holder
- 1 R-65 propane burner
- 1 coffee type valve
- 1 16" x 16" water jacketed tank
- 1 propane burner support
- 1 1/2" SS nipple

With adjustable shelf

Assembly required

6600802


## PURCHASE THE ELECTRIC OPTION TO COMPLETE YOUR KIT!

**DESIGNED TO MAINTAIN THE SYRUP AT A PROPER TEMPERATURE TO BOTTLE EFFICIENTLY.**



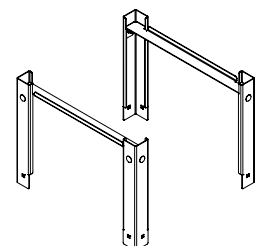
1 500 W electric element with thermostat. Can be installed on a 16x16 water jacketed tank (67316M)

664934A




Spacer designed to directly bolt on the propane cooker support.

67423



## WATER JACKETED TANKS



Electric water jacketed tank  
43 US GAL.  
67422

Bottling stand with pedal  
43 US GAL.  
67220-S

STAINLESS STEEL



Electric water jacketed tank  
15 US GAL.  
67422-M

Bottling stand with lever  
15 US GAL.  
67220-MS

STAINLESS STEEL



Bottling valve  
3/8" 67215  
5/8" 67216

## DRAW-OFF ELBOWS

| MIPT | TUBE |           |
|------|------|-----------|
| 1/2" | 3/4" | SDE050    |
| 3/4" | 1"   | SDE075    |
| 1"   | 1"   | 6788991D2 |

| MIPT   | TUBE   |        |
|--------|--------|--------|
| 1-1/4" | 1-1/2" | SDE125 |
| 1-1/2" | 2"     | SDE150 |



## OTHER



Propane burner  
R-65 66803



Electric bottling valve  
Includes 3 stainless steel tips:  
1/4", 3/8", 1/2" 67217



Bottling valve  
3/8", 90° ECDVP804



Bottling valve  
1/2", 90° ECDVP805



Bottling nozzle for water jacketed tank  
3/8" elbow x 3/4" mipt 67BM12



Bottling valve (coffee type) +  
3/4" reducer x M16 67212A

Bottling nozzle for water jacketed tank  
1/2" elbow x 1/2" mipt 6788991B2





By **Vallier Chabot**,  
co-owner and general manager of CDL

# LATEST DEVELOPMENTS IN THE **MAPLE NECTAR PROJECT**

At CDL, each of our posts is an opportunity to keep you updated on our innovative projects. It's my personal duty to let you know about the Maple Nectar project—a project I truly believe will benefit the entire maple syrup industry in the near future.

First, here's a little refresher on what Maple Nectar is. It's a new sweetening agent derived from maple sap with a final Brix higher than 60. It isn't altered, denatured, or overheated, which means it keeps the same nutrients as sap straight from the tree. In addition, it's produced with equipment that uses 100% green or carbon-neutral energy.

We've just finished phase 3 of the project, and here are the latest developments:

- > The Centre ACER is CDL's scientific partner. They will be validating more research results next season.

*From left to right: raw maple sap, ultrafiltered sap, ultrafiltered concentrated sap, 66 Brix maple nectar.*

- > Since 2021, Maple Nectar has been recognized as an innovative maple product by the Producteurs et productrices acéricoles du Québec (PPAQ) and the Conseil de l'industrie de l'érable (CIE).
- > We gave a talk on the project at this year's International Maple Conference in Lacrosse, Wisconsin, in October. Our colleague Steve O'Farrell was the guest expert for the event.
- > Larger-scale production of the Maple Nectar is planned for the 2024 season. CDL's technology centre is planning the final phase of development in the 2023 season.
- > Potential partners in the beverage industry have started to try and use this new sweetening agent as an ingredient. Their goal is to produce beverages that are better for your health

We'll have more details on the project for you at our next Open House. The CDL team is looking forward to it!





**ROUND CANS**



A



B 

 ONLY AVAILABLE IN CANADA

**NEW DESIGNS!**

**STAND OUT FROM THE CROWD WITH THESE TYPICAL SUGARING SCENES!**

Images created by Canadian artists!

Choose something new and look better than the competition!

- A Pure maple syrup | 540 ml, 200/case 6630250
- B Organic | 540 ml, 200/case 6630250B

 FOR ORGANIC CERTIFIED PRODUCERS

SCAN TO SEE THE VIDEO  
bit.ly/cdlvideos



**MISCELLANEOUS CANS**

**FRENCH/ENGLISH LITHOGRAPH**

|   | SIZE   | QTY/CASE |           |
|---|--------|----------|-----------|
| A | 250 ml | 65       | CAN250*   |
|   | 500 ml | 35       | CAN500*   |
|   | 1L     | 24       | CAN001*   |
| B | 250 ml | 100      | EXTC0250C |
|   | 500 ml | 100      | EXTC0500C |

\* First come, first served.



**CARDBOARD BOXES FOR CANS**



8 x 540 ml | Package of 25  
66832



8 x 540 ml box with handle | Package of 25  
66834



24 x 540 ml | Package of 25  
66833

**CAN SEALERS**



Ives Way manual can sealer  
66774300



Master manual can sealer  
66777



Master automatic can sealer  
66824



# CDL JUG Collection



Caps included



Durable and compact, the CDL jugs were designed for the reality of today's maple syrup producers. Discover this new collection, which features a modern, vibrant and exclusive look while respecting the classic side of this great tradition.

**Customize your labels.**  
**Ask your CDL sales representative**



| SIZE   | PRODUCT CODE | QTY/BOX |
|--------|--------------|---------|
| 100 ml | 360100       | 100     |
| 250 ml | 360250       | 100     |
| 500 ml | 360500       | 100     |
| 1 L    | 360001*      | 100     |
| 2 L    | 360002*      | 50      |
| 4 L    | 360004*      | 24      |

| SIZE   | PRODUCT CODE | QTY/BOX |
|--------|--------------|---------|
| 100 ml | 3601000      | 100     |
| 250 ml | 3602500      | 100     |
| 500 ml | 3605000      | 100     |
| 1 L    | 3600010*     | 100     |
| 2 L    | 3600020*     | 50      |
| 4 L    | 3600040*     | 24      |

| SIZE     | PRODUCT CODE | QTY/BOX |
|----------|--------------|---------|
| 3.4 oz   | EXCD0101*    | 100     |
| ½ pint   | EXCD0261*    | 100     |
| 1 pint   | EXCD0501*    | 100     |
| 1 quart  | EXCD1001*    | 100     |
| ½ gallon | EXCD2001*    | 50      |
| 1 gallon | EXCD4001*    | 24      |

\* First come, first served.

For specific states, replace the \* by:

- U for All States
- V for Vermont \*
- N for New York \*
- NH for New Hampshire \*
- ME for Maine \*
- WI for Wisconsin \*
- MI for Michigan \*
- P for Pennsylvania \*
- IN for Indiana \*
- WV for West Virginia \*
- MA for Massachusetts \*
- OH for Ohio \*

\* First come, first served.



 **Very competitive skid pricing.**  
Call your local CDL store for details.

## PLASTIC JUGS



| SIZE   | PRODUCT CODE | QTY/BOX |
|--------|--------------|---------|
| 40 ml  | 728140040    | 100     |
| 100 ml | 72814100     | 100     |
| 250 ml | 72814250     | 100     |
| 500 ml | 72814500     | 100     |
| 1 L    | 72814001     | 100     |
| 2 L    | 66925        | 50      |
| 4 L    | 72814004     | 24      |

| SIZE   | PRODUCT CODE | QTY/BOX |
|--------|--------------|---------|
| 40 ml  | EXCR00410    | 100     |
| 100 ml | EXCR01010    | 100     |
| 250 ml | EXCR02610    | 100     |
| 500 ml | EXCR05010    | 100     |
| 1 L    | EXCR10010    | 100     |
| 2 L    | EXCR20010    | 50      |
| 4 L    | EXCR40010    | 24      |

| SIZE     | PRODUCT CODE | QTY/BOX |
|----------|--------------|---------|
| 1.36 oz  | EXCR0041*    | 100     |
| 3.4 oz   | EXCR0101*    | 100     |
| ½ pint   | EXCR0261*    | 100     |
| 1 pint   | EXCR0501*    | 100     |
| 1 quart  | EXCR1001*    | 100     |
| ½ gallon | EXCR2001*    | 50      |
| 1 gallon | EXCR4001*    | 24      |

## PLAIN PLASTIC JUGS



**Caps not included**

 **ONLY AVAILABLE IN THE USA**

| SIZE     | PRODUCT CODE | QTY/BOX |
|----------|--------------|---------|
| ½ pint   | EXCR0260     | 100     |
| 1 pint   | EXCR0501PL   | 100     |
| 1 quart  | EXCR1001PL   | 90      |
| ½ gallon | EXCR2000     | 50      |
| 1 gallon | EXCR4001PL   | 22      |

For specific states, replace the \* by:

|                      |                             |
|----------------------|-----------------------------|
| U for All States     | MI for Michigan             |
| V for Vermont        | P for Pennsylvania          |
| N for New York       | IN for Indiana              |
| NH for New Hampshire | WV for Virginie Occidentale |
| ME for Maine         | MA for Massachusetts        |
| WI for Wisconsin     | OH for Ohio                 |

## EXTRA CAP FOR JUGS



BROWN PLASTIC CAPS FOR JUGS

|  |           |         |
|--|-----------|---------|
| Cap for jugs (40 ml & 100 ml)            | Bag of 12 | 661386  |
| Cap for jugs (250 ml to 4 L) new threads | Bag of 12 | 6628400 |

 **NEW**

### CDL COLLECTION ROUND JUGS



 **ONLY AVAILABLE IN CANADA**

1 L (90/box)  
72814001BE

2 L (50/box)  
66925BE

4 L (22/box)  
72814004BE

**Caps included**



 **Very competitive skid pricing.**  
**Call your local CDL store for details.**

### MODERN AND MAPLE LEAF

**CAPS NOT INCLUDED**



MODERN

MAPLE LEAF

|          | SIZE   | PRODUCT CODE | QTY/BOX | CAP CODE                        |
|----------|--------|--------------|---------|---------------------------------|
|          | 100 ml | EXBV0100M*   | 36      | 661374 (GOLD)                   |
| <b>A</b> | 250 ml | EXBV0250M*   | 12      | 661374 (GOLD)                   |
|          | 500 ml | EXBV0500M*   | 12      | 661388 (GOLD)                   |
|          | 50 ml  | EXBV0050AU*  | 48      | 661378 (GOLD)                   |
|          | 100 ml | EXBV0100AU*  | 12      | 661374 (GOLD)<br>CAPK25 (BROWN) |
| <b>B</b> | 250 ml | EXBV0250AU*  | 12      | 661374 (GOLD)<br>CAPK25 (BROWN) |
|          | 500 ml | EXBV0500AU*  | 12      | 661388 (GOLD)<br>CAP500 (BROWN) |
|          | 750 ml | EXBV0750AU*  | 6       | 661388 (GOLD)<br>CAP500 (BROWN) |

\* First come, first served.

### GALLONE

**CAPS NOT INCLUDED**



|          | SIZE   | PRODUCT CODE | QTY/BOX | CAP CODE  |
|----------|--------|--------------|---------|---|
|          | 40 ml  | EXBVRH50     | 48      | 661378 (GOLD)   |
|          | 250 ml | EXBVRH250    | 12      | 661377 (BLACK)<br>661390 (BROWN)                      |
|          | 500 ml | EXBVRH500*   | 12      | 661377 (BLACK)<br>661390 (BROWN)                      |
| <b>A</b> | 1 L    | EXBVRH1000   | 6       | 661377 (BLACK)<br>661391 (BROWN)<br>661381 (WHITE)    |
|          | ½ gal. | EXBVRH2000   | 6       | 72838000N (BLACK)<br>661391 (BROWN)<br>661381 (WHITE) |
|          | 1 gal. | EXBVRH4000   | 4       | 72838000N (BLACK)                                     |
|          | 250 ml | EXBV0250GL*  | 20      | 661388 (GOLD)<br>CAP500 (BROWN)                       |
| <b>B</b> | 500 ml | EXBVRH500M*  | 12      | 661388 (GOLD)<br>CAP500 (BROWN)                       |

\* First come, first served.

### FLAT

**CAPS NOT INCLUDED**



|          | SIZE   | PRODUCT CODE | QTY/BOX | CAP CODE   |
|----------|--------|--------------|---------|--|
|          | 250 ml | EXBV0250L    | 12      | 661376 (WHITE)<br>661386 (BROWN)<br>661384 (BROWN) |
| <b>A</b> | 375 ml | EXBV0375     | 12      | 661376 (WHITE)<br>661386 (BROWN)<br>661384 (BROWN) |
|          | 500 ml | EXBV0500     | 12      | 661376 (WHITE)<br>661386 (BROWN)<br>661384 (BROWN) |
|          | 8 oz   | EXBV0252     | 12      | 661376 (WHITE)<br>661384 (BROWN)                   |
| <b>B</b> | 12 oz  | EXBV0377     | 12      | 661376 (WHITE)<br>661384 (BROWN)                   |

### FLASK

**CAPS NOT INCLUDED**



| SIZE   | PRODUCT CODE | QTY/BOX | CAP CODE                         |
|--------|--------------|---------|----------------------------------|
| 200 ml | BOTHF2       | 12      | 661384 (BROWN)<br>CAP500 (BROWN) |

 **Very competitive skid pricing.**  
**Call your local CDL store for details.**

### BASQUE

**CAPS NOT INCLUDED**



| SIZE   | PRODUCT CODE | QTY/BOX | CAP CODE                         |
|--------|--------------|---------|----------------------------------|
| 250 ml | EXBV0250B    | 12      | 661377 (BLACK)<br>661390 (BROWN) |
| 500 ml | EXBV0500B    | 12      | 661377 (BLACK)                   |

### BASQUE SNOWMAN

**CAPS NOT INCLUDED**



| SIZE   | PRODUCT CODE | QTY/BOX | CAP CODE                         |
|--------|--------------|---------|----------------------------------|
| 250 ml | EXBV0250BSM* | 12      | 661376 (WHITE)<br>661384 (BROWN) |

\* First come, first served.

### BASQUE 4 SUGARING SCENES

**CAPS NOT INCLUDED**



| SIZE   | PRODUCT CODE | QTY/BOX | CAP CODE                         |
|--------|--------------|---------|----------------------------------|
| 250 ml | EXBV0250BI*  | 12      | 661376 (WHITE)<br>661384 (BROWN) |

\* First come, first served.

### BASQUE 4 CHRISTMAS SCENES

**CAPS NOT INCLUDED**



| SIZE   | PRODUCT CODE | QTY/BOX | CAP CODE                         |
|--------|--------------|---------|----------------------------------|
| 250 ml | EXBV0250BC*  | 12      | 661376 (WHITE)<br>661384 (BROWN) |

\* First come, first served.

### BASQUE ANIMALS

**CAPS NOT INCLUDED**



|          | SIZE   | PRODUCT CODE     | QTY/BOX | CAP CODE                         |
|----------|--------|------------------|---------|----------------------------------|
| <b>A</b> | 250 ml | EXBV0250BPMOOSE* | 12      | 661376 (WHITE)<br>661384 (BROWN) |
| <b>B</b> | 250 ml | EXBV0250BPWOLF*  | 12      | 661376 (WHITE)<br>661384 (BROWN) |
| <b>C</b> | 250 ml | EXBV0250BPDEER*  | 12      | 661376 (WHITE)<br>661384 (BROWN) |
| <b>D</b> | 250 ml | EXBV0250BPJAY*   | 12      | 661376 (WHITE)<br>661384 (BROWN) |

\* First come, first served.

### BARREL

**CAPS NOT INCLUDED**



|  | SIZE   | PRODUCT CODE | QTY/BOX | CAP CODE  |
|--|--------|--------------|---------|---|
|  | 100 ml | EXBV0100BA*  | 12      | 661374 (GOLD)<br>CAPK25 (BROWN)                                     |
|  | 200 ml | EXBV0200BA*  | 12      | 661376 (WHITE)<br>661384 (BROWN)<br>661388 (GOLD)<br>CAPKB5 (BLACK) |

\* First come, first served.



 **Very competitive skid pricing.**  
**Call your local CDL store for details.**

## DECANTER

**CAPS NOT INCLUDED**



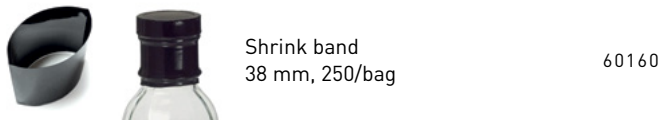
| SIZE  | PRODUCT CODE | QTY/BOX | CAP CODE          |
|-------|--------------|---------|-------------------|
| 16 oz | EXBV016      | 12      | 661381 (WHITE)    |
|       |              |         | 72838000N (BLACK) |
| 32 oz | EXBV032      | 12      | 661381 (WHITE)    |
|       |              |         | 72838000N (BLACK) |

## GRAND LINE AND SAUCE

**CAPS NOT INCLUDED**



| SIZE     | PRODUCT CODE | QTY/BOX | CAP CODE          |
|----------|--------------|---------|-------------------|
| A 1 L    | EXBV1000G    | 12      | 661376 (WHITE)    |
|          |              |         | 661386 (BROWN)    |
|          |              |         | 661384 (BROWN)    |
| B 350 ml | EXBV0350S2   | 12      | 72838000N (METAL) |
|          |              |         | 661381 (WHITE)    |
|          |              |         | 661391 (BROWN)    |
|          |              |         | 661396 (BLACK)    |



## WHISKY

**CAPS NOT INCLUDED**



| SIZE | PRODUCT CODE | QTY/BOX | CAP CODE       |
|------|--------------|---------|----------------|
| 1 L  | EXBV1000S    | 12      | 661376 (WHITE) |
|      |              |         | 661386 (BROWN) |
|      |              |         | 661384 (BROWN) |

## CAPS

### WHITE PLASTIC CAPS



|                               |           |          |
|-------------------------------|-----------|----------|
| 28 mm x 400                   | Bag of 12 | 661376   |
| 38 mm x 400                   | Bag of 12 | 661381   |
| 38 mm x 400<br>aluminum liner |           | 661381AL |

### BROWN PLASTIC CAPS



|               |           |        |
|---------------|-----------|--------|
| 24 mm x 400   | Bag of 12 | CAPK25 |
| 28 mm x 400   | Bag of 12 | 661384 |
| 31.5 mm x 400 | Bag of 12 | 661390 |
| 38 mm x 400   | Bag of 12 | 661391 |
| 28 mm x 410   | Bag of 12 | CAP500 |

### BLACK PLASTIC CAPS



|               |           |        |
|---------------|-----------|--------|
| 18 mm x 400   | Bag of 12 | CAP05B |
| 28 mm x 400   | Bag of 12 | 661379 |
| 31,5 mm x 400 | Bag of 12 | 661377 |
| 38 mm x 400   | Bag of 12 | 661396 |

### GOLD PLASTIC CAPS



|             |           |        |
|-------------|-----------|--------|
| 18 mm x 400 | Bag of 12 | 661378 |
| 24 mm x 400 | Bag of 12 | 661374 |
| 28 mm x 400 | Bag of 12 | 661388 |

### METAL CAPS



|                                   |  |            |
|-----------------------------------|--|------------|
| Lid for CAN250 and<br>CAN500 cans |  | LID250500* |
|-----------------------------------|--|------------|

\* First come, first served.

### PLASTIC CAPS / TAMPER EVIDENT



|             |           |                |
|-------------|-----------|----------------|
| 28 mm x 400 | Bag of 12 | 661382 (BLANC) |
| 28 mm x 400 | Bag of 12 | 661386 (BRUN)  |
| 28 mm x 400 | Bag of 12 | 661385 (DORÉ)  |
| 28 mm x 400 | Bag of 12 | CAPKB5 (NOIR)  |

## GOLD CAPS FOR GLASS BOTTLES

### GOLD CAPS



|                       |          |
|-----------------------|----------|
| 30,5 x 42 mm, 100/box | EXCAP210 |
| 34 x 52 mm, 100/box   | EXCAP310 |



**Very competitive skid pricing.  
Call your local CDL store for details.**

### SHORT ROUND JARS

LIDS NOT INCLUDED



| SIZE   | PRODUCT CODE | QTY/BOX | CAP CODE |
|--------|--------------|---------|----------|
| 40 ml  | EXP040       | 24      | 728445   |
| 125 ml | EXP0125      | 12      | 72843000 |
| 250 ml | EXP0250      | 12      | 728470   |
| 375 ml | BOTS37       | 12      | 728470   |
| 750 ml | BOTS75       | 12      | CAPG82   |

### LONG ROUND JARS

LIDS NOT INCLUDED



| SIZE   | PRODUCT CODE | QTY/BOX | CAP CODE |
|--------|--------------|---------|----------|
| 250 ml | BOTT25       | 12      | CAPG53   |
| 375 ml | BOTT37       | 12      | 788490   |
| 500 ml | BOTT50       | 12      | 788470   |
| 750 ml | BOTT75       | 12      | 728470   |

### HEXAGONAL AND EMBOSSED HONEY JAR

LIDS NOT INCLUDED

A



B



| SIZE                    | PRODUCT CODE | QTY/BOX | CAP CODE                          |
|-------------------------|--------------|---------|-----------------------------------|
| 45 ml                   | EXPOH045-24  | 24      | 728445                            |
| 110 ml                  | EXPOH110-12  | 12      | 72843000                          |
| 190 ml                  | EXPOH190-12  | 12      | 788490                            |
| 270 ml                  | EXPOH270-12  | 12      | 788470                            |
| 380 ml<br>(500 g honey) | BOT380       | 12      | CAPHC7, CAPWF7,<br>CAPPC7, 728470 |
| 780 ml<br>(1 kg honey)  | BOT780       | 12      | CAPHC8, CAPWF8,<br>CAPPC8, CAPG82 |

### METAL LIDS



| SIZE        |       | QTY/BAG | PRODUCT CODE |
|-------------|-------|---------|--------------|
| 38 mm x 400 | Black | 12      | 72838000N    |
| 43 mm       | Gold  | 12      | 728445       |
| 48 mm       | Gold  | 12      | 72843000     |
| 53 mm       | Gold  | 12      | CAPG53       |
| 58 mm       | Gold  | 12      | 788490       |
| 63 mm       | Gold  | 12      | 788470       |
| 63 mm       | Black |         | 7884863N     |
| 70 mm       | Gold  | 12      | 728470       |
| 70 mm       | Black | 12      | 728471       |
| 82 mm       | Gold  | 12      | CAPG82       |

A

B

C



### SAMPLE JARS



30 ml jars  
Cap only

EICOL016  
EXBSCAP16

|   | SIZE  | QTY/BAG | PRODUCT CODE |
|---|-------|---------|--------------|
| A | 70 mm | 12      | CAPHC7       |
|   | 82 mm | 12      | CAPHC8       |
| B | 70 mm | 12      | CAPWF7       |
|   | 82 mm | 12      | CAPWF8       |
| C | 70 mm | 12      | CAPPC7       |
|   | 82 mm | 12      | CAPPC8       |



## PLASTIC BOTTLES

CAPS INCLUDED



|                            | SIZE   | QTY/BOX                      | PRODUCT CODE |
|----------------------------|--------|------------------------------|--------------|
| OXYGEN BARRIER BOTTLE      |        |                              |              |
| A                          | 375 ml | 200                          | 660375       |
| B                          | 1 L    | 90                           | 661000       |
| C                          | 2 L    | 50                           | 660020-50    |
| D                          | 4 L    | 40                           | 660400       |
| FREEZER JUG                |        |                              |              |
| E                          | 4 L    | 1                            | EXSH4P       |
| PLASTIC JUG                |        |                              |              |
| F                          | 10 L   | 1                            | JUG210       |
| FIVE GALLON BLUE CONTAINER |        |                              |              |
| G                          | 18.9 L | 1  ONLY AVAILABLE IN THE USA | EXBPL005     |

## EXTRA CAPS FOR OXYGEN BARRIER BOTTLES AND FREEZER JUG

|   | DESCRIPTION                  | SIZE        | QTY/BAG | PRODUCT CODE |
|---|------------------------------|-------------|---------|--------------|
| A | Bottle cap<br>375 ml, 500 ml | -           | 12      | 661375       |
| B | Bottle cap<br>1 L, 2 L, 4 L  | 53 mm x 400 | 12      | 661380       |
| B | For EXSH4P<br>and JUG210     | 38 mm x 400 | 12      | 661381       |

## CARDBOARD BOXES

| DESCRIPTION    | SIZE        | PRODUCT CODE |
|----------------|-------------|--------------|
| With handle    | 8 x 375 ml  | 668375       |
| With handle    | 8 x 500 ml  | 664350       |
| Without handle | 12 x 375 ml | 612375       |



## PLASTIC CONTAINERS



**In-mold label offering exceptional print quality!**





**With security seal**

250 g Lock container, CDL Collection 500/box

66250001

ONLY AVAILABLE IN CANADA

---



Maple cream tub CDL Collection 250 g 500/box

61250001

ONLY AVAILABLE IN CANADA

---



Maple cream tub CDL Collection 500 g 500/box

61500001

ONLY AVAILABLE IN CANADA

---




250 g organic container 500/box

61250001B


ONLY AVAILABLE IN CANADA

FOR ORGANIC CERTIFIED PRODUCERS






A



B



C

|   |  |                           |           |
|---|--|---------------------------|-----------|
| A | Beige plastic container for maple cream 250 g   100/box                            | ONLY AVAILABLE IN CANADA  | TUBB25*   |
| A | Beige plastic container for maple cream 500 g   100/box                            | ONLY AVAILABLE IN CANADA  | TUBB50*   |
|   | 1/2 lb tub   100/box   |                           | EXCUL251U |
|   | 1 lb tub   100/box   | ONLY AVAILABLE IN THE USA | EXCUL501U |
|   | 4 oz. granulated sugar container   |                           | EXPLSUG4  |
| B | 8 oz. granulated sugar container   |                           | EXPLSUG8  |
|   | Clear Secure Tamper Evident round container 34oz (1L)   250/box (lid not included) |                           | 667010    |
| C | Clear Secure Tamper Evident round lid 114mm 34oz (1L)   500/box                    |                           | 667904    |

\* Product available in limited quantity.

### WOODEN STICKS



A



B

|   |                               |          |
|---|-------------------------------|----------|
| A | Medium wooden sticks   pkg 12 | 668911   |
| A | 18" wooden sticks             | 66891    |
| B | 6" taffy sticks   pkg 500     | 72925050 |

### CANDY BOXES



12 cavities, 4-1/2" x 6" 60115



One bite candy box 60101



1" brown paper cups pkg 1 000 EXBB0251



6 cavity box, 3-1/2" x 4-5/8" 60127



15 cavity box, 7" x 4" x 1" 60131



Two bite candy box 60102



1-3/4" white paper cups pkg 1 000 EXBB0101

### CONES, BOXES AND SUPPORTS




A



B



C

|   |                                  |   |
|---|----------------------------------|---|
|   | 72/box                           | 66137   |
| A | 900/box                          | 66138   |
|   | 1914/box                         |  <b>NEW</b> 661914 |
|   | 6 holes 25/box                   | ECBCOR06-25   |
| B | 12 holes 25/box                  | ECBCOR12-25   |
| C | Plastic cone holder, 64 cavities | 666315  |

### GLUCOSE AND POWDER GENUGEL



2,25 kg For the hardness of sweets and lollipops 6680801



25 kg For the hardness of sweets and lollipops 66808



200 g For the hardness of sweets and lollipops 72926170

### HANG TAGS AND ELASTICS



A



B



C

|   | DESCRIPTION   | PRODUCT CODE | QTY/PKG |
|---|---|--------------|---------|
| A | Hang tag  ONLY AVAILABLE IN CANADA | HANTAG       | 100     |
| B | Hang tag  | NECBRO       | 100     |
| C | Golden elastic  | EXECMEL6G    | 100     |



## SELF-ADHESIVE LABELS

 ONLY AVAILABLE IN CANADA

| Nutrition Facts   |                | Valeur nutritive      |  |
|---|----------------|-----------------------|--|
| Per 1/4 cup (60 ml)<br>pour 1/4 tasse (60 ml)   |                |                       |  |
| <b>Calories 220</b>   | % Daily Value* | % valeur quotidienne* |  |
| <b>Fat / Lipides 0 g</b>  |                |                       |  |
| Saturated / saturés 0 g 0 %   |                |                       |  |
| + Trans / trans 0 g   |                |                       |  |
| <b>Carbohydrate / Glucides 55 g</b>   |                |                       |  |
| Fibre / Fibres 0 g 0 %  |                |                       |  |
| Sugars / Sucres 48 g 48 %   |                |                       |  |
| <b>Protein / Protéines 0 g</b>  |                |                       |  |
| <b>Cholesterol / Cholestérol 0 mg</b>   |                |                       |  |
| <b>Sodium 10 mg</b> 0 %   |                |                       |  |
| <b>Potassium 175 mg</b> 4 %   |                |                       |  |
| <b>Calcium 50 mg</b> 4 %  |                |                       |  |
| <b>Iron / Fer 1 mg</b> 6 %  |                |                       |  |
| *5% or less is a little, 15% or more is a lot / 5 % ou moins c'est peu, 15 % ou plus c'est beaucoup |                |                       |  |

A

B



|   | DESCRIPTION     | DIMENSION / DESCRIPTION          | QTY/ROLL | PRODUCT CODE |
|---|-----------------|----------------------------------|----------|--------------|
| A | Nutrition Facts | MED. NUTRI. LAB. MAPLE SYRUP 250 | 250      | NFME25       |
|   | None            | 2-1/2" H x 2-1/8" L              | 250      | LABNSB       |
|   | 250 ml          | 2-1/2" H x 2-1/8" L              | 250      | LABN25       |
| B | None            | 3-5/8" H x 2-3/4" L              | 250      | LABNLB       |
|   | 500 ml          | 3-5/8" H x 2-3/4" L              | 250      | LABN50       |
|   | 1L              | 3-5/8" H x 2-3/4" L              | 250      | LABN01       |

## SIGNS AND FLAGS



A



B



C








D



E

|   | DESCRIPTION              | PRODUCT CODE |
|---|--------------------------|--------------|
| A | 24" x 36" metal sign     | ECMS2436     |
|   | 10" x 14" plastic sign   | ECMP1014     |
|   | 24" x 36" plastic sign   | ECMP2436     |
| B | 20" x 30" plastic sign   | SIGNGR       |
| C | 18" x 24" coroplast sign | SIGNYE       |
| D | 20" x 30" coroplast sign | SIGNAM       |
| E | Flag                     | 663660       |



## SYRUP GRADING SELF-ADHESIVE LABELS

| DESCRIPTION   | PRODUCT CODE | QTY/PKG |
|---|--------------|---------|
|  Canada Golden     | 660260       | 500     |
|  Canada Amber      | 660262       | 500     |
|  Canada Dark       | 660258       | 500     |
|  Canada Very dark  | 660259       | 500     |
|  Ontario Golden    | 660230       | 500     |
|  Ontario Amber     | 660231       | 500     |
|  Ontario Dark      | 660232       | 500     |
|  Ontario Very dark | 660233       | 500     |
|  Vermont Quality   | EXECVT01     | 1000    |
|  Vermont Golden    | EXLAVTG      | 1000    |
|  Vermont Amber     | EXLAVTA      | 1000    |
|  Vermont Dark      | EXLAVTD      | 1000    |
|  Vermont Very dark | EXLAVTV      | 1000    |
|  US Golden         | EXLAUSG      | 1000    |
|  US Amber         | EXLAUSA      | 1000    |
|  US Dark         | EXLAUSD      | 1000    |
|  US Very Dark    | EXLAUSV      | 1000    |



**Complete selection available online.**  
Visit our webstore for the complete listing.

## BOOKS



| DESCRIPTION   | PRODUCT CODE |
|---|--------------|
| <b>The Maple Syrup Cookbook - 3<sup>rd</sup> edition</b><br>(Offers recipes for breakfasts, appetizers, beverages, pastries and desserts.)  | ECCBOOK3     |
| <b>Backyard Sugarin'</b> (An excellent guide for people who would like to start producing maple syrup for pleasure or personal enrichment.) | ECBYSMAN4    |
| <b>The Maple Syrup Cookbook</b> (Offers recipes for breakfasts, appetizers, beverages, pastries and desserts.)                              | ECCBOOK2     |



**Several other books available.**  
Visit our webstore for the complete listing.

## PLASTIC MOLDS



**A**  
HARD CANDY

**B**  
SUCKER CANDY

**C**  
CHOCOLATE

| DESCRIPTION                | CAVITY/QTY | PRODUCT CODE |
|----------------------------|------------|--------------|
| Flowers, fruits, nuts      | 25         | ECMSH479     |
| Small hearts               | 18         | ECMS0204     |
| <b>A</b> Maple leaves      | 12         | ECMS3185     |
| Rectangles                 | 20         | ECMS3029     |
| Stars                      | 20         | ECMSH227     |
| Barrels                    | 7          | ECMS3205     |
| Baseball                   | 6          | ECMS3043     |
| Snowmen                    | 6          | ECMSH404     |
| Hearts                     | 6          | ECMSH324     |
| Maple leaves               | 6          | ECMS3450     |
| Frogs                      | 5          | ECMS3303     |
| <b>B</b> Rabbits (female)  | 5          | ECMSH254     |
| Apples                     | 6          | ECMS3190     |
| Rounds                     | 3          | ECMS0573     |
| Smiles (big)               | 4          | ECMSH962     |
| Smiles (small)             | 6          | ECMSH961     |
| Santa Claus heads          | 6          | ECMSG214     |
| Tractors                   | 4          | ECMS1219     |
| Squares                    | 20         | EMCC071      |
| Maple leaves               | 12         | EMCC0121     |
| Assorted designs           | 12         | EMCC055      |
| <b>C</b> Pyramids          | 12         | EMCC129      |
| Rounds                     | 12         | EMCC070      |
| Farm animals (for suckers) | 4          | EMCS11219    |
| Cow (for suckers)          | 5          | ECMS3624     |

## RUBBER CANDY MOLDS



- > Made of food grade silicone
- > Unique design for added stability when pouring
- > Entirely self supporting
- > Three high sides for quick filling without making a mess, giving a uniform quality products without waste.
- > Uniform cavities giving perfect results every time.



MSEM2420



| DESCRIPTION  | CAVITIES | PRODUCT CODE |
|--------------|----------|--------------|
| Maple leaves | 12       | ECMC1138*    |

\* Product available in limited quantity.

## SUCKER BAGS AND STICKS

| DESCRIPTION     | DIMENSIONS      | QTY/PKG | PRODUCT CODE |
|-----------------|-----------------|---------|--------------|
| Cellophane bags | 4-3/4" x 6-3/4" | 100     | ECMSC406     |
| Cellophane bags | 3" x 4"         | 100     | ECMSC304     |
| Plastic bags    | 3" x 5"         | 100     | ECMSS305     |
| Plastic bags    | 4" x 5"         | 100     | ECMSS405     |
| Sticks          | 3-3/4"          | 1000    | ECMSB375     |
| Sticks          | 4-1/2"          | 1000    | ECMSB450     |

## DISPENSER



**A**



**B**

|   |        |
|---|--------|
| <b>A</b> Tape dispenser                       | 661150 |
| <b>B</b> White tape for dispenser 9 mm x 66 m | 661161 |



The CDL experience translates into personalized service at each stage of your maple sap processing.

Just like a family, our maple experts make suggestions and guide you so that the quality of your harvest meets your expectations and those of your consumers here and abroad.



## QUEBEC CORPORATE STORES

### LES ÉQUIPEMENTS D'ÉRABLIÈRE CDL (HEAD OFFICE)

257, route 279  
Saint-Lazare-de-Bellechasse  
Québec G0R 3J0  
Administration: 418-883-5158  
TF. 1-800-361-5158  
Store: 418-883-7071  
st-lazare@cdlinc.ca

### CDL CABANO

315, boulevard Industriel  
Témiscouata-sur-le-Lac  
Québec G0L 1E0  
P. 418-854-5158  
TF. 1-877-854-5158  
cabano@cdlinc.ca

### CDL HAUT-SAINT-LAURENT

2535, route 209  
Saint-Antoine-Abbé  
Québec J0S 1N0  
P. 1-844-805-1235  
hautst-laurent@cdlinc.ca

### CDL LA GUADELOUPE

295, 14e Avenue  
La Guadeloupe  
Québec G0M 1G0  
P. 418-459-4012  
beauce@cdlinc.ca

### CDL L'ISLET

194, route 204  
Saint-Adalbert  
Québec G0R 2M0  
P. 418-356-5153  
lislet@cdlinc.ca

### CDL LOURDES

282, route 265  
Notre-Dame-de-Lourdes  
Québec G0S 1T0  
P. 819-245-0058  
lourdes@cdlinc.ca

### CDL MÉGANTIC

2294, Rue Laval  
Nantes  
Québec G6B 2V5  
P. 819-554-8443  
megantic@cdlinc.ca

### CDL MONT-LAURIER

1054, boul. Albiny-Paquette  
Mont-Laurier  
Québec J9L 1M1  
P. 873-388-0145  
mont-laurier@cdlinc.ca

### CDL PORTNEUF

1142, avenue St-Louis  
Portneuf  
Québec G0A 2Y0  
P. 418-286-0003  
portneuf@cdlinc.ca

### CDL ROXTON FALLS

286, rue Notre-Dame  
Roxton Falls  
Québec J0H 1E0  
P. 450-366-0711  
roxtonfalls@cdlinc.ca

### CDL SAINTE-AURÉLIE

(Équipements d'érablière  
Guy Maheux inc.)  
8, rang Saint-Jean-Baptiste  
Sainte-Aurélien  
Québec G0M 1M0  
P. 418-593-3804  
P. 418-593-3805  
ste-aurelie@cdlinc.ca

### CDL SAINTE-MARIE

1235, rue 2 du Parc Industriel  
Sainte-Marie  
Québec G6E 1G7  
P. 418-387-2215  
ste-marie@cdlinc.ca

### NEW

### CDL SAINT-GABRIEL-DE-RIMOUSKI

266, rue Principale  
St-Gabriel-de-Rimouski  
Québec G0K 1M0  
P. 418-798-0130  
stgabrielderimouski@cdlinc.ca

### CDL SAINT-JACQUES

97C, rue Venne  
Saint-Jacques QC J0K 2R0  
P. 450-499-4961  
stjacques@cdlinc.ca

### CDL SAWYERVILLE

143, rue de Cookshire  
Sawyerville  
Québec J0B 3A0  
P1. 819-416-1505  
P2. 819-416-1501  
sawyerville@cdlinc.ca

### CDL SHEFFORD

2981, route 112  
Shefford  
Québec J2M 1C6  
P. 450-539-2225  
shefford@cdlinc.ca

### CDL THETFORD

1892, rue Nadeau  
(Secteur Pontbriand)  
Thetford Mines  
Québec G6H 3K3  
P. 418-335-0853  
thetford@cdlinc.ca

### CDL WARWICK

1, route 116 Est  
Warwick, Québec JOA 1M0  
P. 819-358-3499  
warwick@cdlinc.ca

## QUEBEC DISTRIBUTORS

### AGRI-SERVICE D.M.R. INC. (LANAUDIÈRE)

4011, rue Principale  
Saint-Félix-de-Valois  
Québec J0K 2M0  
P. 450-889-8341  
TF. 1-800-667-7030  
F. 450-889-2305

### MEUNERIES MONDOU (LAURENTIDES)

12429, route Arthur-Sauvé  
Mirabel  
Québec J7N 2C2  
P. 450-258-2817  
TF. 1-888-258-2817  
F. 450-258-4626  
groupemondou  
@meuneriemondou.com

### LES MOULINS B.G.L. INC. (LAURENTIDES)

14, rue Legault  
Saint-André-d'Argenteuil,  
Québec J0V 1X0  
P. 450-537-3774  
F. 450-537-3777

## ONTARIO CORPORATE STORES AND SALES REPRESENTATIVES

### CDL CENTRAL ONTARIO

2907, Highway 11 N  
Oro-Medonte  
Ontario L0L 2E0  
P. 705-487-3331  
P. 1-800-959-9192 (Ontario only)  
atkinson@cdlinc.ca

#### Sales Representatives:

##### **Peter Sevelka**

C. 1-705-350-1003  
peter.sevelka@cdlinc.ca

##### **Bill Hubbert**

East Parry Sound, Manitoulin,  
Nipissing, North Haliburton, North  
Muskoka, Sudbury,  
Timiskaming  
C. 705-788-4582  
bill.hubbert@cdlinc.ca

### CDL EASTERN

3464, Station Street  
Monkland  
Ontario K0C 1V0  
P. 613-346-0333  
eastern@cdlinc.ca

#### Sales Representative:

##### **Rob Berkvens**

Stormont, Dundas, Glengarry  
C. 613-551-3333  
P. 613-346-0333  
rob.berkvens@cdlinc.ca

### CDL WESTERN

3301, Perth Road 180, RR#2  
Staffa  
Ontario N0K 1Y0  
P. 519-345-0259  
western@cdlinc.ca

#### Sales Representatives:

##### **George Roney**

Brant, Bruce, Chatam-Kent,  
Elgin, Essex, Haldiman,  
Hamilton, Huron, Lambton  
Middlesex, Niagara, Norfolk,  
Oxford, Perth  
C. 519-949-1954  
george.roney@cdlinc.ca

##### **Michaël Murphy**

South Western Ontario  
P. 519-345-0259  
michael.murphy@cdlinc.ca

### CDL GREY COUNTY

245794, Southgate Road 24  
Proton Station  
Ontario N0C 1L0  
P. 519-379-7021  
enos.martin@cdlinc.ca

#### Sales Representatives:

##### **Enos Martin**

Grey, Wellington County, Dufferin  
County, Waterloo  
C. 519-379-7021  
enos.martin@cdlinc.ca

##### **Jonathon Martin**

Grey, Wellington County, Dufferin  
County, Waterloo  
C. 519-379-1795  
jonathon.martin@cdlinc.ca

### CDL LANARK COUNTY

38, Dufferin Street  
Perth, Ontario K7H 3A4  
P. 613-259-5554  
lanark@cdlinc.ca

#### Sales Representatives:

##### **Neil Cruise**

Frontenac, Grenville, Hasting,  
Lanark, Lennox & Addington,  
Leeds, Ottawa, Prince Edward  
County, Renfrew  
C. 450-512-2619  
neil.cruise@cdlinc.ca

##### **Shawna Jenkins**

C. 613-200-2872  
shawna.jenkins@cdlinc.ca

## ONTARIO DISTRIBUTORS

### RMG FAMILY SUGAR BUSH

11866 W. Thompson Road  
Rudyard  
Michigan 49780  
P. 906-478-3038  
F. 906-478-7830  
C. 906-322-0765  
mjross@lighthouse.net

### KENTVALE HOME HARDWARE

712, K-line Road  
Richards Landing  
Ontario P0R 1J0  
P. 705-246-2002  
F. 705-246-2361  
kentvale.merchants@gmail.com

### NORTHWAY HOME HARDWARE MAPLE SYRUP SUPPLIES

4231, Perth Road  
Inverary  
Ontario K0H 1X0  
T1. 613-353-7000  
T2. 613-353-2155  
northway@kingston.net

## NEW-BRUNSWICK CORPORATE STORES AND SALES REPRESENTATIVES

### CDL ST-QUENTIN

7, rue Canada  
Saint-Quentin NB E8A 1J2  
T 506-235-9100  
stquentin@cdlinc.ca

#### Sales Representatives:

##### **Michaël Boucher**

New-Brunswick  
C. 506-740-6675  
michael.boucher@cdlinc.ca

##### **Jacques St-Pierre**

New-Brunswick (North-West)  
C. 418-860-7447  
jacques.st-pierre@cdlinc.ca

### CDL ACADIE

1873, rue Bellechasse,  
Paquetville NB E8R 1M9  
P. 506-764-3280  
acadie@cdlinc.ca

#### Sales Representatives:

##### **Marc Chiasson**

Acadie, Moncton,  
New-Brunswick (North-East)  
C. 506-727-8699  
marc.chiasson@cdlinc.ca

##### **Eric Haché**

New-Brunswick (South),  
Nova Scotia, Prince Edward Island  
C. 506-381-0855  
eric.hache@cdlinc.ca



## UNITED STATES CORPORATE STORES AND SALES REPRESENTATIVES

### CDL ST. ALBANS (HEAD OFFICE)

3 Lemnah Drive  
St. Albans, VT 05478  
P. 802-527-0000 F. 802-524-3666  
TF. 800-762-5587  
stalbans@cdlusa.net

#### Sales Representatives:

#### Kory Woods

Corporate Monitoring sales  
& Automation

C. 802-782-6492  
kory.woods@cdlusa.net

#### Mitchell Charron

Franklin County, VT  
Used equipment specialist

C. 802-393-9092  
mitchell.charron@cdlusa.net

#### Nick Atherton

Franklin County, VT  
C. 802-309-9610  
nick.atherton@cdlusa.net

### CDL MORRISVILLE

559 Harrel Street  
Morrisville, VT 05661  
P. 802-851-8232 F. 802-851-8153  
morrisville@cdlusa.net

#### Sales Representative:

#### Larrs Hardy

Lamoille, Chittenden &  
Washington Counties, VT

C. 802-782-5633  
larrs.hardy@cdlusa.net

### CDL NORTHEAST KINGDOM – THE PICK & SHOVEL

54 Coventry Street  
Newport, VT 05855  
P. 802-334-8370 F. 802-334-1218  
pick.maple@comcast.net

### CDL RUTLAND

1867 US Route 7  
Pittsford, VT 05763  
P. 802-725-8040 F. 802-725-8097  
rutland@cdlusa.net

#### Sales Representative:

#### Reg Charbonneau

Rutland County, VT  
C. 802-236-3452  
reg.charbonneau@cdlusa.net

### CDL ENOSBURG

257 Pearl Street  
Enosburg Falls, VT 05450  
P. 802-933-4279 F. 802-933-6908  
enosburg@cdlusa.net

#### Sales Representative:

#### Zel Larivee

Franklin County, VT

C. 802-782-2824  
zel.larivee@cdlusa.net

### CDL BRISTOL

35 Jackman Drive  
Bristol, VT 05443  
P. 802-453-4335  
bristol@cdlusa.net

#### Sales Representative:

#### Ben Shepard

Addison, Orange, S. Caledonia,  
Washington Counties, VT,  
Southern VT, MA

C. 802-373-2799  
ben.shepard@cdlusa.net

### CDL BARRE – MILES SUPPLY

143 Boynton Street  
Barre, VT 05641  
P. 802-476-3963  
cgalfetti@milessupply.com

### CDL LANCASTER

393 Main Street  
Lancaster, NH 03584  
P. 603-788-2600 F. 603-788-3998  
lancaster@cdlusa.net

#### Sales Representatives:

#### Tom Patterson

CT, ME, NH, RI  
C. 802-782-2450  
tom.patterson@cdlusa.net

#### Will Streeter

New Hampshire  
C. 603-520-5725  
will.streeter@cdlusa.net

### CDL MASSACHUSETTS QSH MAPLE SUPPLIES/ MIKE QUINN

78 Main Street  
Northfield, MA 01360  
P. 413-225-3245  
mquinn28@yahoo.com

#### Sales Representative:

#### Michael Quinn

Massachusetts, Southern VT  
C. 413-834-5083  
mquinn28@yahoo.com

### CDL NORTHEASTERN, NY

1036 Slosson Road  
West Chazy, NY 12992  
P. 518-493-3043 F. 518-493-2153  
neny@cdlusa.net

#### Sales Representative:

#### Mike Parker

Northeastern NY

C. 518-420-4497  
parkerfamilymaple@yahoo.com

### CDL WESTERN NY

5704 State Route 19A  
Castile, NY 14427  
P. 585-493-5102 F. 585-493-5105  
wny@cdlusa.net

#### Sales Representative:

#### Gordy Putman

Western NY

C. 585-322-5507  
whisperingbrookfarms@gmail.com

### NEW

### CDL JOHNSTOWN, NY

116 Lagrange Road  
Johnstown, NY 12095  
P. 518-705-4002  
johnstown@cdlusa.net

#### Sales Representative:

#### Stephen Savage

Southwestern NY

C. 518-421-6090  
stephen.savage@cdlusa.net

### CDL PENNSYLVANIA

91 Patterson Road  
Westfield, PA 16950  
P. 814-628-2082 F. 814-367-4087  
TF. 1-855-501-2771  
pa@cdlusa.net

#### Sales Representative:

#### Tim Eldridge

Northern Pennsylvania

C. 814-367-7811  
tim.eldridge@cdlusa.net

### CDL SOUTHERN PENNSYLVANIA

246 Sugar Cake Road  
Somerset, PA 15501  
P. 814-442-3680  
spa@cdlusa.net

#### Sales Representative:

#### Mike Lynch

Southern PA, IN, WV, OH, IL

C. 814-442-3680  
mike.lynch@cdlusa.net

### CDL MAINE

319 US Route 2 East  
Wilton, ME 04294  
P. 207-645-4000 F. 207-645-4003  
maine@cdlusa.net

#### Sales Representatives:

#### Miguel Ibarguen

Maine

C. 207-578-0411  
miguel.ibarguen@cdlusa.net

#### Josh Knipping

Eastern Maine

C. 207-944-2575  
josh.knipping@cdlusa.net

### CDL MICHIGAN – RMG FAMILY SUGAR BUSH

11866 West Thompson Road  
Rudyard, MI 49780  
P. 906-478-3038 F. 906-478-7830  
TF. 1-800-50MAPLE(506-2753)  
mjross@lighthouse.net  
www.rmgmaple.com

#### Sales Representatives:

#### Derek Ross

Michigan

C. 906-322-0765  
upmaple@gmail.com

#### Doug and Debra DeGrave

Lee Wood & Bark River MI, SW  
Upper Peninsula MI

C. 906-723-3723

### CDL WISCONSIN – ROTH SUGAR BUSH

Pete & Dawn Roth  
656 Tower Drive  
Cadott, WI 54727  
P. 715-289-3820 F. 715-289-3821  
info@rothsugarbush.com  
www.rothsugarbush.com

#### Sales Representative:

#### James Adamski

WI, MN, NW Upper Peninsula MI

C. 715-216-7855  
cdladamski@gmail.com

### NEW

### CDL OHIO

4508 York Street  
Farmdale, OH 44417  
P. 330-506-3025  
ohio@cdlusa.net

#### Sales Representatives:

#### Jerad Sutton

Ohio

C. 330-506-3025  
jerad.sutton@cdlusa.net

## UNITED STATES DISTRIBUTORS

### ALASKA

#### ALASKA WILD HARVEST

5400 E Revolutionary Way  
Wasilla, AK 99654  
**Mike and Dulce East**  
Db a Kahiltna Birchworks  
P. 907-373-1309 F. 907-373-1359  
www.alaskabirchsyrop.com  
michael@alaskabirchsyrop.com

### CONNECTICUT

#### LAMOTHE'S SUGAR HOUSE

89 Stone Road  
Burlington, CT 06013  
**Robert & Jean Lamothe**  
P. 860-675-5043  
www.lamothesugarhouse.com  
lamothesugarhouse@gmail.com

### INDIANA

#### SWEET BEGINNINGS MAPLE

9569 South 600 East  
Claypool, IN 46510  
**Silas Beachler**  
P. 260-578-1625  
silasjay90@yahoo.com

### MAINE

#### SLATTERY'S FARM & MAPLE SUPPLY CO.

1381 Woodman Hill Road. P.O. Box 94  
West Minot, ME 04288  
**Wayne & Joni Slattery**  
P. 207-966-3643  
slatbake2001@yahoo.com

#### LYLE & JO ANN MERRIFIELD

195 North Gorham Road  
Gorham, ME 04038  
P. 207-892-5061 C. 207-415-3001  
merfarm@aol.com

#### GILE'S FAMILY FARM

139 Waterboro Road. P.O. Box 634  
Alfred, ME 04002  
**Stephen Gile/Frank Boucher**  
P. 207-324-2944 C. 207-432-4479  
sgile@roadrunner.com

### MASSACHUSETTS

#### DUFRESNE'S SUGAR HOUSE

113 Goshen Road  
Williamsburg, MA 01096  
**Keith Dufresne**  
P. 413-268-7509 C. 413-559-7072  
sugarmaker@berkshiresmaple.com

#### IOKA VALLEY FARM

3475 Hancock Road  
Hancock, MA 01237  
**Rob & Missy Leab**  
C. 413-441-5147  
missy@iokavalleyfarm.com

### MICHIGAN

#### DEVOOGHT'S GENERAL STORE

9229 US 41 S  
Skandia, MI 49885  
**Owen DeVooght**  
P. 906-942-7686 C. 906-362-4418

### MINNESOTA

#### DON'S SUGAR SHACK

842 West Street  
Taylors Falls, MN 55084  
**Don Hansen**  
P. 612-201-1086  
don@tfmaple.com

#### TIMBER'S SUGAR SHACK LLC

1037 1<sup>st</sup> Street NW  
Aitken, MN 56431  
**Tim and Amber Woodrow**  
P. 218-429-5805 C. 218-831-6799  
timberssugarshack@gmail.com

#### SAPPY POLLEN

7559 30<sup>th</sup> Street SW  
Howard Lake, MN 55349  
**Josh Menard**  
P. 612-791-1282  
josh@sappypollen.com

### NEW HAMPSHIRE

#### BASCOM MAPLE FARMS, INC.

56 Sugarhouse Road  
Alstead, NH 03602  
**Bruce Bascom**  
P. 603-835-6361 F. 603 835-2455  
sales@bascommapple.com

#### D & D MAPLE SUPPLIES

5 Saw Mill Drive, Unit 8  
Jaffrey, NH 03452  
**Dave Kemp**  
P. 603-532-8496 C. 603-562-6973  
david.kemp7@myfairpoint.net  
**Scott Kemp**  
C. 603-801-4690

#### HICKS HARDWARE

120 Main Street  
Colebrook, NH 03576  
P. 603-237-5531 F. 603-237-4190

#### SUNNYSIDE MAPLES, INC.

1089 Route 106 North  
Loudon, NH 03307  
**Mike Moore**  
P. 603-783-9961 C. 603-848-7091  
sugarmaker@aol.com

### NEW YORK

#### DOMINIC'S HARDWARE AND SUPPLIES, INC.

5195 State Route 11  
Ellenburg Depot, NY 12935  
**Jim Dominic**  
P. 518-594-3922 F. 518-594-7786  
lynn@dominicshardware.com

#### GROTTOLI'S MAPLE FARM

91 Ritchie Road  
Middle Granville, NY 12849  
P. 518-642-2856 C. 518-232-3024  
grottolimapple@yahoo.com

#### CATSKILL MOUNTAIN MAPLE

65 Charlie Wood Road  
DeLancey, NY 13752  
**Thomas Kaufman**  
P. 607-746-6215 F. 607-746-8367  
tomshane95@msn.com

#### MOSER'S MAPLE RIDGE FARM

3981 Wilson Road  
Copenhagen, NY 13626  
**Lyndon Moser**  
P. 315-688-2518 C. 315-486-3248  
mosersmapleridgefarm@gmail.com

#### MILL CREEK MAPLE SUPPLY

1551 County Highway 20  
Edmeston, NY 13335  
**David Norton**  
P. 607-965-6920 F. 607-965-6921  
millcreekmaple@yahoo.com

#### MALONE FARM AND HOME CENTER

114 Raymond Street  
Malone, NY 12953  
**Ryan LaValley**  
P. 518-483-8072  
mfhc@bbinc.us

#### WOODY'S MAPLE SUPPLIES

418 Underwood Road  
Heron, NY 13652  
**James Woodrow**  
P. 315-347-2395  
Jim 315-783-8148  
Josh 315-528-3080  
jjaw@tds.net

#### MAPLE GLEN SUGARHOUSE

2266 Gowanda Zoar Road  
Gowanda, NY 14070  
**Paul Lesefske**  
P. 716-532-5483  
pl2266@yahoo.com

#### HIMROD FARM SUPPLIES

3141 Himrod Road  
Himrod, NY 14842  
P. 315-531-9497 F. 315-531-9498

#### SWEET RIDGE MAPLE FARM

1539 West Danby Road  
Newfield, NY 14876  
**Dan Weed**  
P. 607-564-4027 C. 315-567-9900  
daniweed@yahoo.com

### OHIO

#### GORTNER'S MAPLE

1244 Township Road 13  
West Salem, OH 44287  
P. 419-869-7353 C. 419-651-2425  
rdgortner@frontier.com

#### McINTIRE FARM

7029 Gurneyville Road  
Wilmington, OH 45177  
**Gregg McIntire**  
P. 937-302-6740  
campg8440@gmail.com

#### RICHARDS MAPLE PRODUCTS

7955 Euclid Chardon Road  
Kirtland, OH 44094  
**Fred Ahrens**  
P. 440-268-4160 C. 330-206-1606  
fred@richardsmapleproducts.com

### PENNSYLVANIA

#### BRENNEMAN'S MAPLE FARM

572 Oak Dale Road  
Salisbury, PA 15558  
**Iddo Brenneman**  
P. 814-662-2010

#### LOCH'S MAPLE

143 Cokely Road  
Springville, PA 18844  
**Randy & Jamie Loch**  
P. 570-965-2679 C. 570-240-1432  
www.lochsmple.com  
maple4u@epix.net

#### TRIPLE CREEK MAPLE LLC

9225 Fillinger Road  
Cranesville, PA 16410  
**Gary Bilek**  
P. 814-756-4500  
triplecreekmaple@yahoo.com

#### MINEHART GAP MAPLE

30 Old Goss Lane  
Lewiston, PA 17044  
**Matthew Fisher**  
P. 717-994-5759  
minehartgap@verizon.net

### WEST VIRGINIA

#### DANIELS MAPLE PRODUCTS

1747 Morris Branch Road  
Dawson, WV 25976  
**Brandon Daniels**  
C. 304-575-7266  
wvmapler@suddenlink.net

### WISCONSIN

#### ADAMSKI'S SUGAR BUSH

W10923 Winter Road  
Antigo, WI 54409  
**James Adamski**  
P. 715-623-6853 C. 715-216-7855  
cdladamski@gmail.com

#### MORLEY'S MAPLE SYRUP

141 West 1<sup>st</sup> Avenue  
Luck, WI 54853  
**John and Crystal Morley**  
P. 715-554-2301  
john@morleymaplesyrup.com

#### SUGAR GROVE MAPLE SUPPLY

S2030 County Road D  
Westby, WI 54667  
**Emmanuel and Owen Hershberger**  
P. 608-625-6745

#### RUSS SCHNEVEIS

132031 Big River Drive  
Athens, WI 54411  
P. 715-571-1025  
schneveissugarbush@gmail.com

#### ROGER & TONY BUNDY

N402 County Road D  
Eau Galle, WI 54737  
P. 715-495-0872





# ROTH SUGAR BUSH

## Maple Sugaring Equipment & Pure Maple Syrup

Your Land! Your Brand! Run with the Best!



### Spouts



Please Scan the QR Code for Pricing



### Blue or Clear Sap Saks



Please Scan the QR Code for Pricing



### Filtering



Please Scan the QR Code for Pricing



### Sap & Syrup Testing Instruments



Please Scan the QR Code for Pricing



### Glass Containers

Caps are Included



1/2 Pint  
3/4 Pint  
Pint  
Quart



### Labels & Labeling Accessories



Please Scan the QR Code for Pricing

### Roth's Pan Cleaner



### Used Equipment



All prices are F.O.B. Cadott, Wisconsin. We ship U.S. daily.  
We do our very best to fill orders as they are received.  
Please allow 3 to 5 days for shipment after your order is received.



[www.rothsugarbush.com](http://www.rothsugarbush.com)

715-289-3820



Subscribe to our YouTube Channel  
rothsugarbush

We buy all grades of bulk pure maple syrup, May 1st to January 1st, paying cash when you deliver to our sugarbush.



# ROTH SUGAR BUSH - Super Store

## Maple Sugaring Equipment

656 Tower Drive

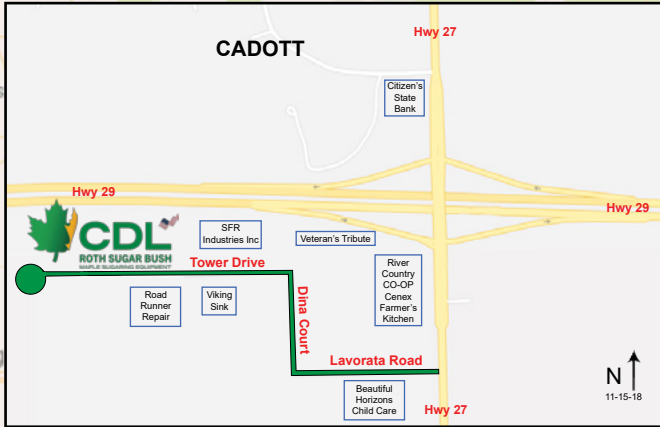
Cadott, Wisconsin 54727

Phone: 715-289-3820 Fax: 715-289-3821

Website: [www.rothsugarbush.com](http://www.rothsugarbush.com)

Email: [info@rothsugarbush.com](mailto:info@rothsugarbush.com)

PRESRT STD  
U.S.POSTAGE  
PAID  
PERMIT NO. 2000  
EAU CLAIRE, WI



TIM & AMBER WOODROW  
AITKIN, MN  
218-429-5805

JOHN & CRYSTAL MORLEY  
LUCK, WI  
715-554-2301

ROTH SUGAR BUSH  
SUPER STORE  
CADOTT, WI  
715-289-3820

JIM ADAMSKI  
ANTIGO, WI  
715-216-7855

JOSH MENARD  
HOWARD LAKE, MN  
612-791-1282

DON HANSEN  
TAYLORS FALLS, MN  
612-201-1086

RUSS SCHNEVEIS  
ATHENS, WI  
715-571-1025

ROGER & TONY BUNDY  
EAU GALLE, WI  
715-495-0872

EMANUEL & OWEN HERSHBERGER  
CASHTON, WI  
S2030 Cty Rd D



Subscribe to our YouTube Channel  
[rothsugarbush](https://www.youtube.com/rothsugarbush)

Check your Email for our Open House Seminar Schedule

**OPEN HOUSE**  
February 1, 2, 3 & 4, 2023  
Cadott, Wisconsin  
8:00 am - 4:00 pm  
Special Discounts  
Prizes